

PDZ4.7B ~ PDZ36B

ZENER DIODES

VOLTAGE 4.7 to 36 Volt **POWER** 0.4 Watt

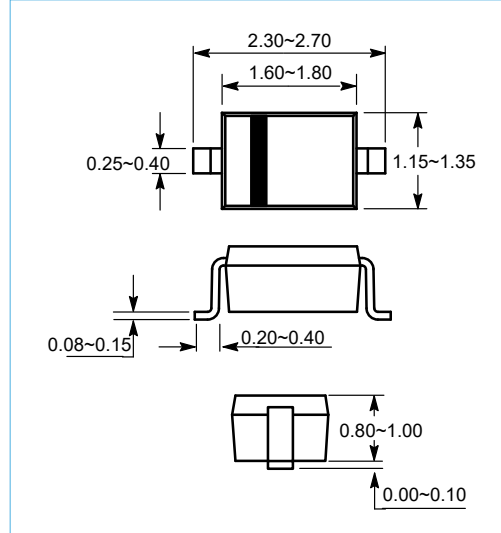
SOD-323 Unit:mm

FEATURES

- Planar Die construction
- 400mW Power Dissipation
- Ideally Suited for Automated Assembly Processes
- Lead free in compliance with EU RoHS

MECHANICAL DATA

- Case Material: Molded Plastic.
- UL Flammability Classification Rating 94V-0



MAXIMUM RATINGS AND ELECTRICAL CHARACTERISTICS

Ratings at 25°C ambient temperature unless otherwise specified.

Characteristic	Symbol	Value	Unit
Forward Voltage @ $I_F = 10\text{mA}$	V_F	0.9	V
Power Dissipation(Note 1)	P_d	400	mW
Thermal Resistance from Junction to Ambient	$R_{\theta JA}$	325	°C/W
Junction Temperature	T_j	150	°C
Storage Temperature Range	T_{stg}	-55~+150	°C

NOTES :

1.Part mounted on FR-4 PC board with recommended pad layout

PDZ4.7B ~ PDZ36B

ELECTRICAL CHARACTERISTICS @25°C

Part Number	Nominal Zener Voltage			Max. Zener Impedance				Max Reverse Leakage Current		Marking Code
	V _Z @ I _{ZT}			Z _{ZT} @ I _{ZT}		Z _{ZK} @ I _{ZK}		I _R @ V _R		
	Nom. V	Min. V	Max. V	Ω	mA	Ω	mA	μA	V	
400 mWatts Zener Diodes										
PDZ4.7B	4.7	4.55	4.75	90	5	600	1	0.75	1.5	Z7
PDZ5.1B	5.1	4.96	5.2	60	5	800	0.5	0.75	1.5	Z8
PDZ5.6B	5.6	5.50	5.71	50	5	400	0.5	0.50	3.0	Z9
PDZ6.2B	6.2	6.06	6.33	50	5	80	0.5	0.50	3.0	ZA
PDZ6.8B	6.8	6.65	6.93	40	5	60	0.5	0.50	3.5	ZB
PDZ7.5B	7.5	7.28	7.60	10	5	60	0.5	0.50	4.0	ZC
PDZ8.2B	8.2	8.02	8.36	10	5	60	0.5	0.50	5.0	ZD
PDZ9.1B	9.1	8.85	9.23	10	5	60	0.5	0.50	6.0	ZE
PDZ10B	10	9.77	10.21	10	5	60	0.5	0.10	7.0	ZF
PDZ11B	11	10.78	11.22	10	5	60	0.5	0.10	8.0	ZG
PDZ12B	12	11.74	12.24	10	5	80	0.5	0.10	9.0	ZH
PDZ13B	13	12.91	13.49	10	5	80	0.5	0.10	10.0	ZJ
PDZ15B	15	14.34	14.98	15	5	80	0.5	0.05	11.0	ZK
PDZ16B	16	15.85	16.51	20	5	80	0.5	0.05	12.0	ZL
PDZ18B	18	17.56	18.35	20	5	80	0.5	0.05	13.0	ZM
PDZ20B	20	19.52	20.39	20	5	100	0.5	0.05	15.0	ZN
PDZ22B	22	21.54	22.47	25	5	100	0.5	0.05	17.0	ZP
PDZ24B	24	23.72	24.78	30	5	120	0.5	0.05	19.0	ZQ
PDZ27B	27	26.19	27.53	40	5	150	0.5	0.05	21.0	ZR
PDZ30B	30	29.19	30.69	40	5	200	0.5	0.05	23.0	ZS
PDZ33B	33	32.15	33.79	40	5	250	0.5	0.05	25.0	ZT
PDZ36B	36	35.07	36.87	60	5	300	0.5	0.05	27.0	ZU

PDZ4.7B ~ PDZ36B

RATING AND CHARACTERISTIC CURVES

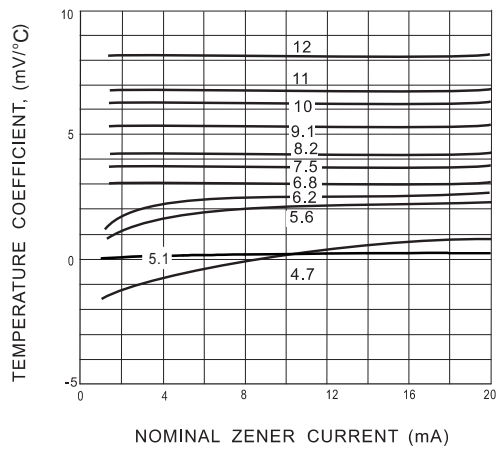


Fig.1 TEMPERATURE COEFFICIENTS AS FUNCTION OF WORKING CURRENT

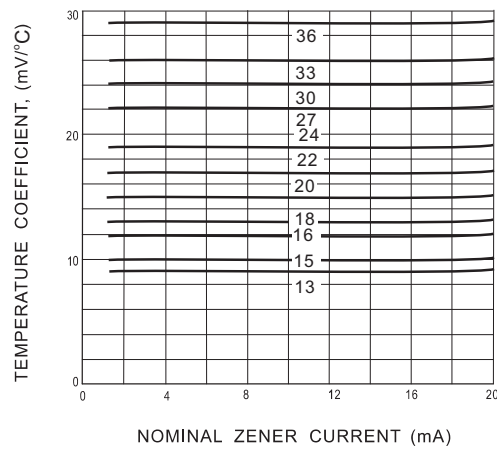


Fig.2 TEMPERATURE COEFFICIENTS AS FUNCTION OF WORKING CURRENT

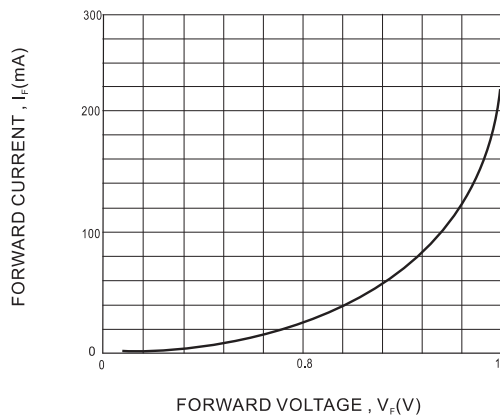


Fig.3 Forward current as a function of forward voltage

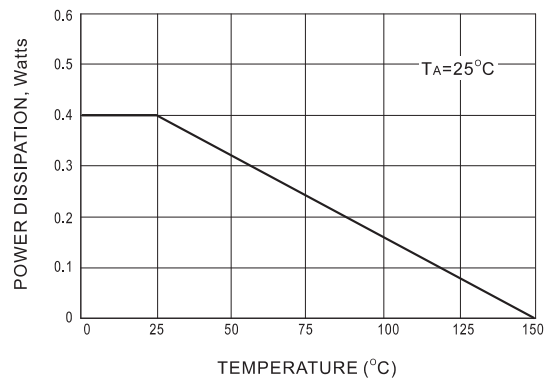


Fig.4 POWER DERATING CURVE

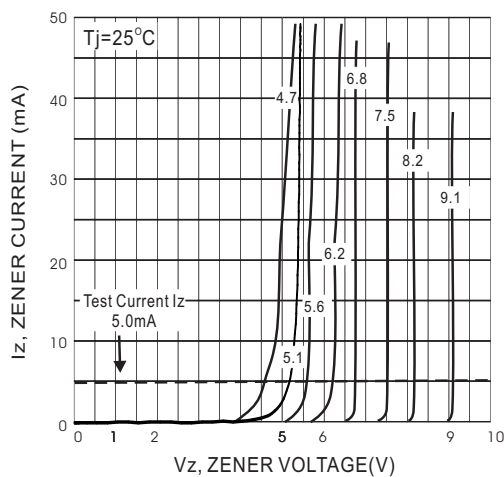


Fig.5 ZENER BREAKDOWN CHARACTERISTICS

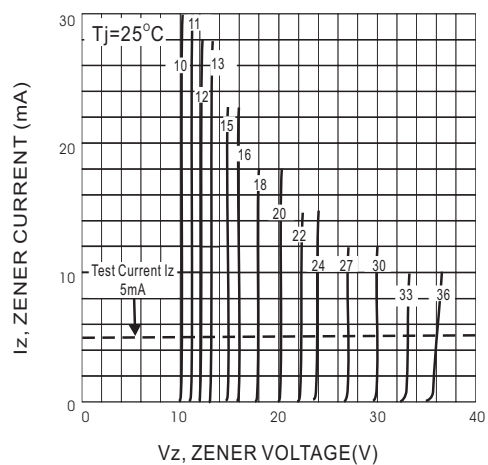


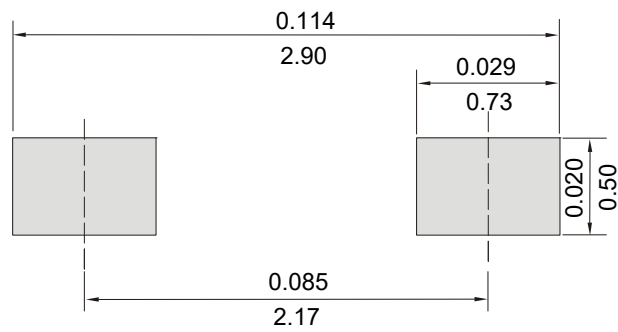
Fig.6 ZENER BREAKDOWN CHARACTERISTICS

PDZ4.7B ~ PDZ36B

MOUNTING PAD LAYOUT

SOD-323

Unit:Inch(mm)



ORDER INFORMATION

- Packing information

Part Number	Case	Reel Size	QUANTITY
PDZ4.7B ~ PDZ36B	SOD-323	7 Inch	3000