

# DAN222M

## SWITCHING DIODE

**VOLTAGE** 80 Volt **POWER** 150 mWatt

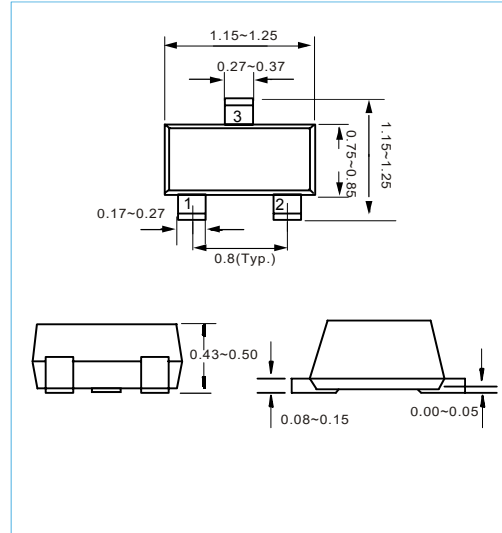
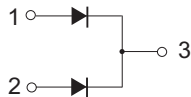
**SOT-723** Unit:mm

### FEATURES

- Four types of packaging are available
- High speed
- High reliability
- Suitable for high packing density layout
- Lead free in compliance with EU RoHS
- Marking code: N

### MECHANICAL DATA

- Case Material: Molded Plastic.
- UL Flammability Classification Rating 94V-0



### MAXIMUM RATINGS ( $T_A=25^{\circ}\text{C}$ unless otherwise noted)

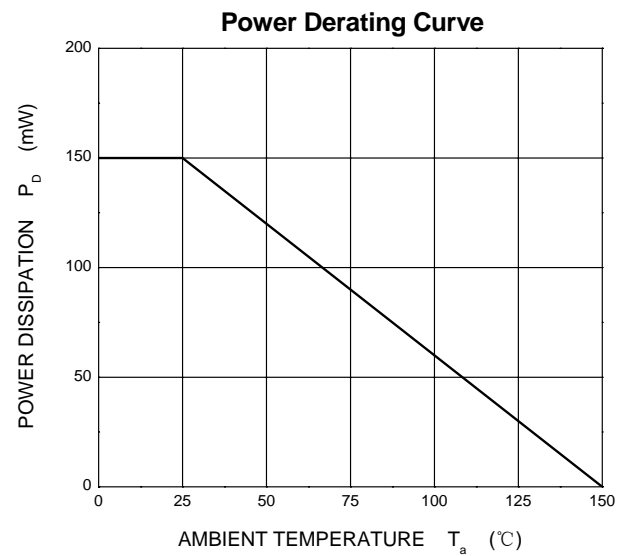
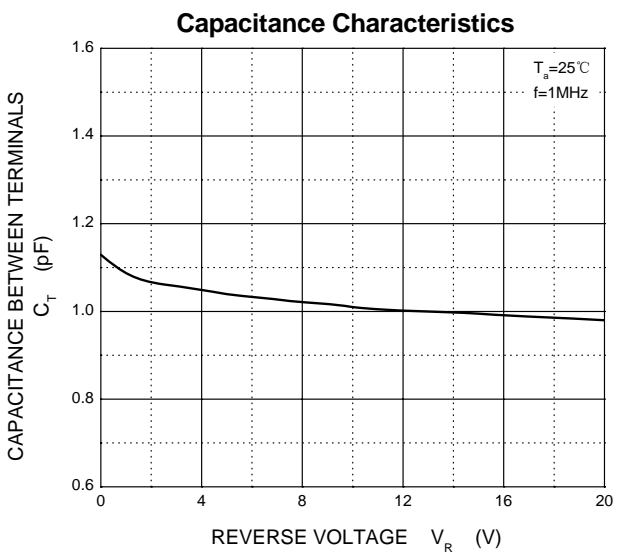
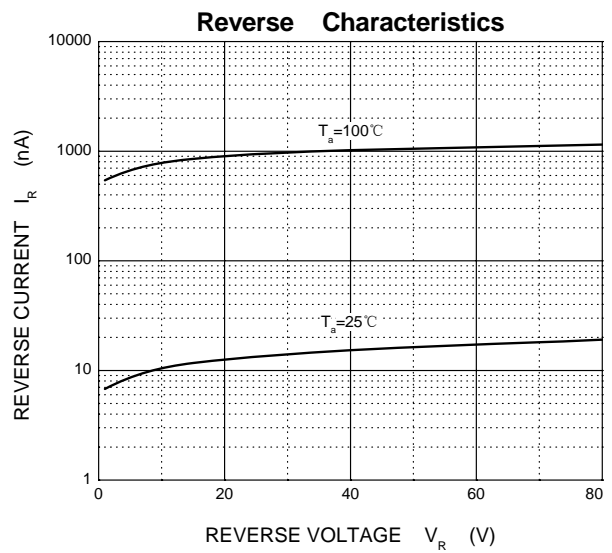
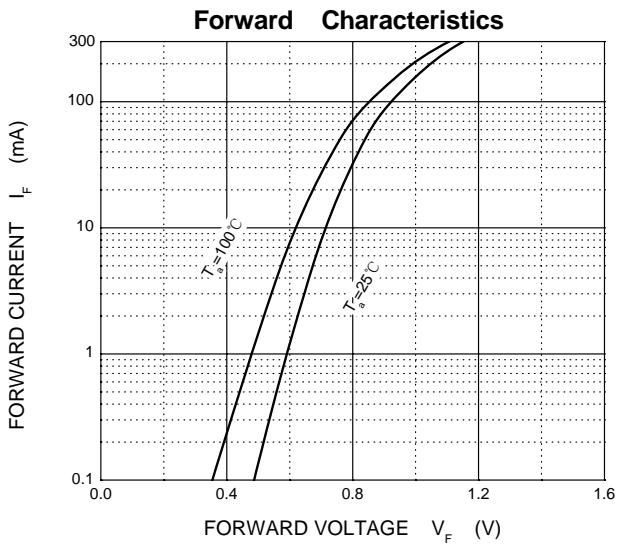
Parameter	Symbol	Limit	Unit
Non-Repetitive Peak Reverse Voltage	$V_{RM}$	80	V
Reverse Voltage	$V_R$	80	V
Continuous Forward Current	$I_O$	100	mA
Peak Forward Current	$I_{FM}$	300	mA
Non-Repetitive Peak Forward Surge Current @ $t=1\mu\text{s}$	$I_{FSM}$	4.0	A
Power Dissipation	$P_D$	150	mW
Thermal Resistance Junction to Ambient	$R_{\theta JA}$	833	$^{\circ}\text{C}/\text{W}$
Junction Temperature	$T_J$	150	$^{\circ}\text{C}$
Storage Temperature range	$T_{STG}$	-55~+150	$^{\circ}\text{C}$

### ELECTRICAL CHARACTERISTICS ( $T_A=25^{\circ}\text{C}$ unless otherwise specified)

Parameter	Symbol	Min	Typ	Max	Unit	Conditions
Reverse breakdown voltage	$V_R$	80			V	$I_R=100\mu\text{A}$
Forward voltage	$V_F$			1.2	V	$I_F=100\text{mA}$
Reverse current	$I_R$			0.1	$\mu\text{A}$	$V_R=70\text{V}$
Capacitance between terminals	$C_T$			3.5	pF	$V_R=0, f=1\text{MHz}$
Reverse recovery time	$t_{rr}$			4.0	ns	$I_F = 5\text{mA}, V_R=6\text{V}$

# DAN222M

## Typical Characteristics

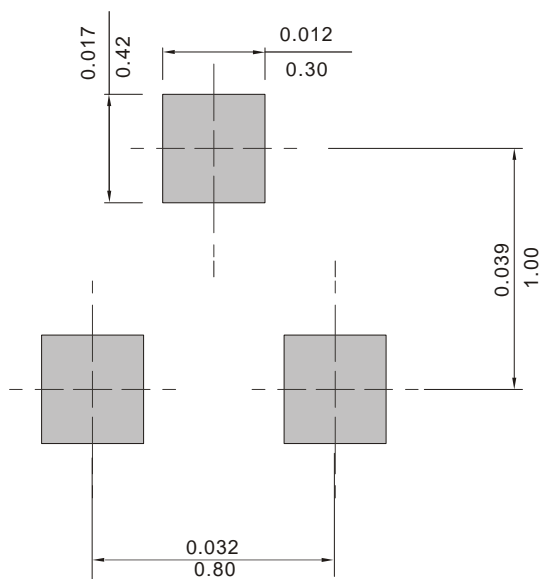


# DAN222M

## MOUNTING PAD LAYOUT

### SOT-723

Unit:Inch(mm)



## ORDER INFORMATION

- Packing information

Part Number	Case	Reel Size	QUANTITY
DAN222M	SOT-723	7 Inch	3000