

MUR1505~MUR1560

SUPERFAST RECOVERY RECTIFIER

VOLTAGE 50 to 600 Volt **CURRENT** 15 Ampere

TO-220AC

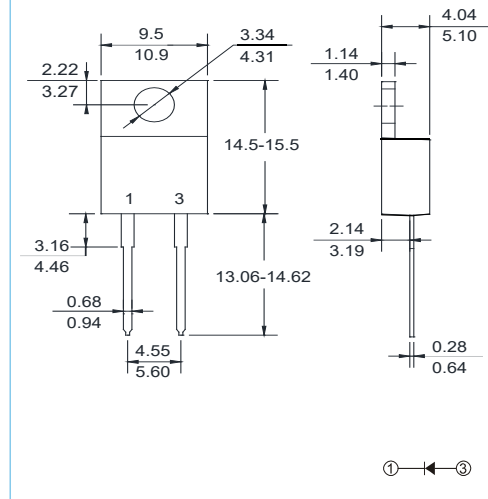
Unit:mm

FEATURES

- Super fast switching time for high efficiency
- High surge capacity
- High surge capability.
- Lead free in compliance with EU RoHS

MECHANICAL DATA

- Case Material: Molded Plastic.
- UL Flammability Classification Rating 94V-0



MAXIMUM RATINGS AND ELECTRICAL CHARACTERISTICS

Ratings at 25°C ambient temperature unless otherwise specified.

PARAMETER	SYMBOL	MUR1505	MUR1510	MUR1520	MUR1540	MUR1560	UNITS
Maximum Recurrent Peak Reverse Voltage	V_{RRM}	50	100	200	400	600	V
Maximum RMS Voltage	V_{RMS}	35	70	140	280	420	V
Maximum DC Blocking Voltage	V_{DC}	50	100	200	400	600	V
Maximum Average Forward Current at See Fig 1	$I_{F(AV)}$	15					A
Peak Forward Surge Current, 8.3ms single half sine-wave superimposed on rated load	I_{FSM}	150					A
Maximum Forward Voltage at 15 A (Note 1)	V_F	1.25		1.5			V
Maximum DC Reverse Current at Rated DC Blocking Voltage $T_J=25^{\circ}C$ $T_J=125^{\circ}C$	I_R	10 250					μA
Maximum Reverse Recovery Time (Note 1)	t_{rr}	35			60		ns
Typical Junction Capacitance (Note 2)	C_J	160					pF
Typical thermal Resistance (Note 3)	$R_{\theta JA}$	8					$^{\circ}C / W$
Operating Junction and Storage Temperature Range	T_J, T_{STG}	-55 to +150					$^{\circ}C$

NOTES:

1. Pulse Test with $PW=300\mu sec$, 2% Duty Cycle.
2. Reverse Recovery Test Conditions : $I_F=0.5A, I_R=1A, I_{rr}=0.25A$
3. Mounted on P.C. Board with $14mm^2$ (0.013mm thick) copper pad areas.

MUR1505~MUR1560

RATING AND CHARACTERISTIC CURVES

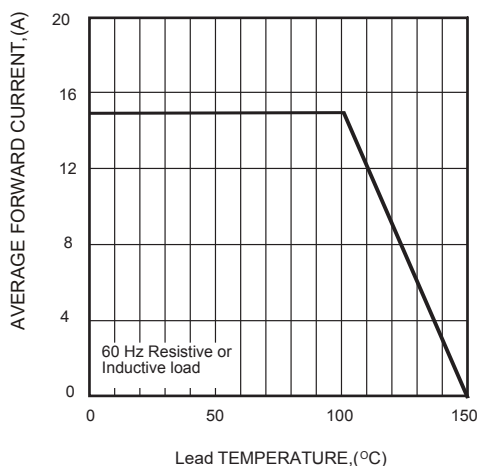


Fig. 1 Forward Current Derating Curve

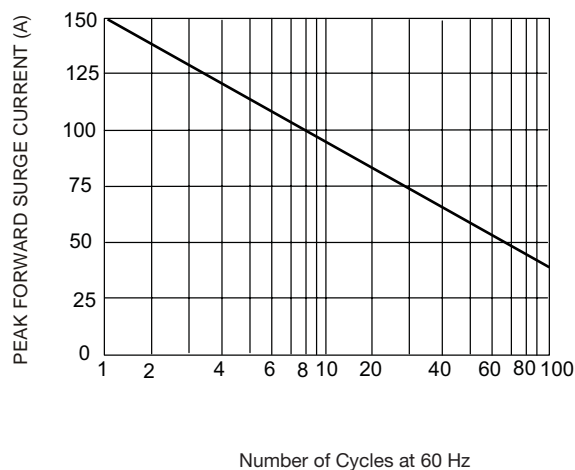


Fig. 2 Surge Current Derating Curve

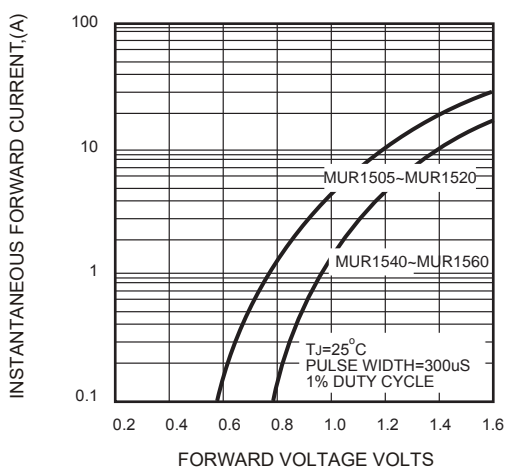


Fig. 3 Typical Forward Characteristics

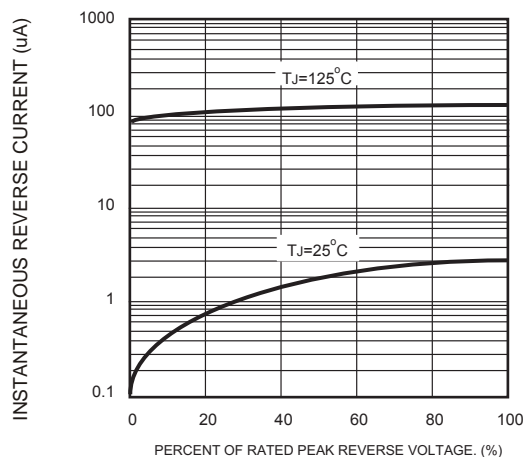


Fig. 4 Typical Reverse Characteristics

MUR1505~MUR1560

ORDER INFORMATION

- Packing information

Part Number	Case	DELIVERY MODE	QUANTITY
MUR1505~MUR1560	TO-220AC	Tube	1000/BOX