

MUR1020F~MUR1060F

SUPERFAST RECOVERY RECTIFIER

VOLTAGE 200 to 600 Volt **CURRENT** 10 Ampere

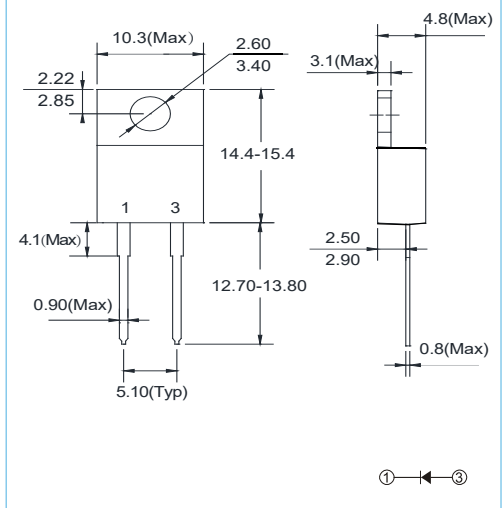
ITO-220AC Unit:mm

FEATURES

- Superfast recovery times-epitaxial construction.
- Low forward voltage, high current capability.
- Low leakage.
- High surge capability.
- Lead free in compliance with EU RoHS

MECHANICAL DATA

- Case Material: Molded Plastic.
- UL Flammability Classification Rating 94V-0



MAXIMUM RATINGS AND ELECTRICAL CHARACTERISTICS

Ratings at 25°C ambient temperature unless otherwise specified.

PARAMETER	SYMBOL	MUR1020F	MUR1040F	MUR1060F	UNITS
Maximum Recurrent Peak Reverse Voltage	V_{RRM}	200	400	600	V
Maximum RMS Voltage	V_{RMS}	140	280	420	V
Maximum DC Blocking Voltage	V_{DC}	200	400	600	V
Maximum Average Forward Current at See Fig 1	$I_{F(AV)}$	10			A
Peak Forward Surge Current, 8.3ms single half sine-wave superimposed on rated load	I_{FSM}	125			A
Maximum Forward Voltage at 10 A (Note 1)	V_F	1.15	1.5	1.6	V
Maximum DC Reverse Current at Rated DC Blocking Voltage $T_J=25^{\circ}C$ $T_J=125^{\circ}C$	I_R	5 500			μA
Maximum Reverse Recovery Time (Note 1)	t_{rr}	35	50		ns
Typical thermal Resistance (Note2)	$R_{\theta JC}$	3			$^{\circ}C / W$
Operating Junction and Storage Temperature Range	T_J, T_{STG}	-55 to +150			$^{\circ}C$

NOTES:

1. Pulse Test with PW=300 μ sec, 2% Duty Cycle.
2. Mounted on P.C. Board with 14mm² (0.013mm thick) copper pad areas.

MUR1020F~MUR1060F

RATING AND CHARACTERISTIC CURVES

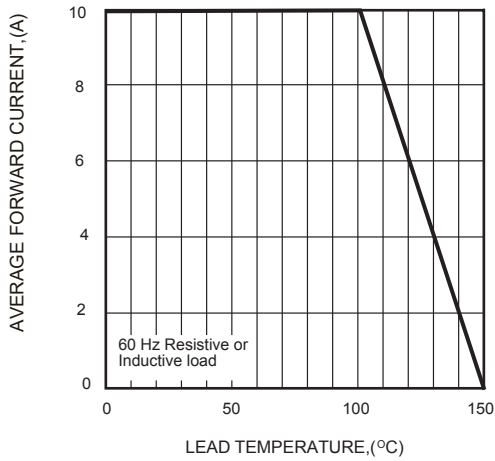


Fig. 1 Forward Current Derating Curve

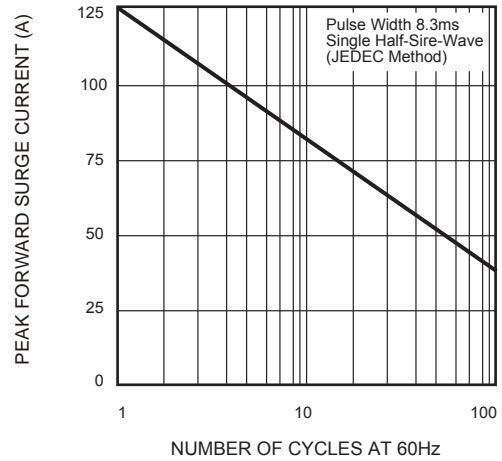


Fig. 2 Surge Current Derating Curve

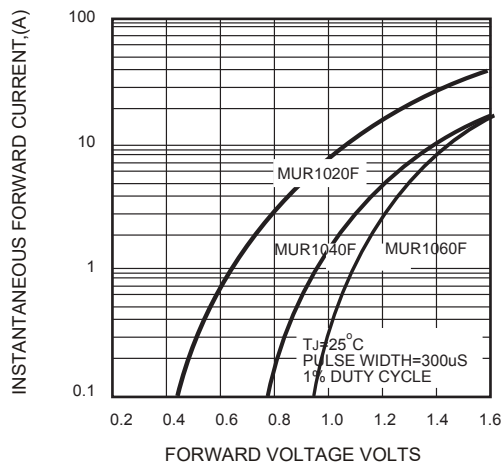


Fig. 3 Typical Forward Characteristics

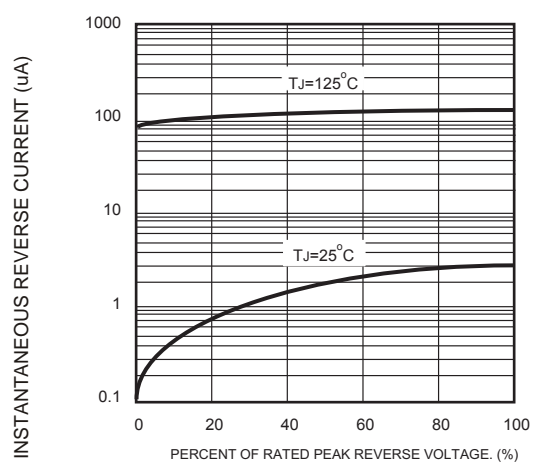


Fig. 4 Typical Reverse Characteristics

MUR1020F~MUR1060F

ORDER INFORMATION

- Packing information

Part Number	Case	DELIVERY MODE	QUANTITY
MUR1020F~MUR1060F	ITO-220AC	Tube	1000/BOX