

SS82~SS810

SURFACE MOUNT SCHOTTKY BARRIER RECTIFIER

VOLTAGE 20 to 100 Volt **CURRENT** 8 Ampere

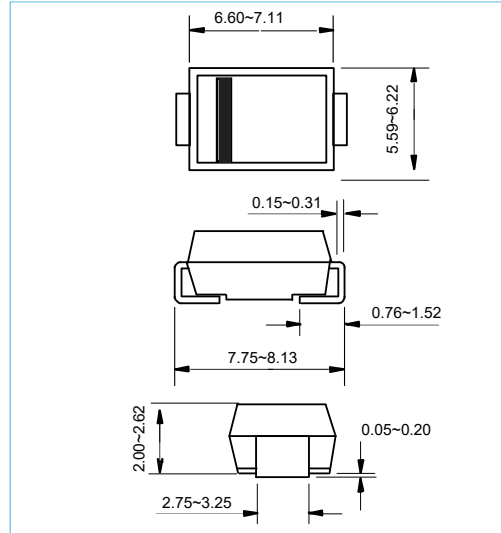
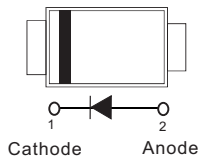
SMC / DO-214AB Unit:mm

FEATURES

- Low power loss, High efficiency
- High surge capacity
- High current capacity, low V_F
- Lead free in compliance with EU RoHS 2.0

MECHANICAL DATA

- Case Material: Molded Plastic.
- UL Flammability Classification Rating 94V-0



MAXIMUM RATINGS AND ELECTRICAL CHARACTERISTICS

Ratings at 25°C ambient temperature unless otherwise specified.

PARAMETER	SYMBOL	SS82	SS83	SS84	SS85	SS86	SS88	SS810	UNITS
Maximum Recurrent Peak Reverse Voltage	V_{RRM}	20	30	40	50	60	80	100	V
Maximum RMS Voltage	V_{RMS}	14	21	28	35	42	56	70	V
Maximum DC Blocking Voltage	V_{DC}	20	30	40	50	60	80	100	V
Maximum Average Forward Current	$I_{F(AV)}$	8							A
Peak Forward Surge Current : 8.3ms single half sine-wave superimposed on rated load	I_{FSM}	200							A
Maximum Forward Voltage at 8 A	V_F	0.55		0.75		0.80			V
Maximum DC Reverse Current at Rated DC Blocking Voltage $T_J=25^{\circ}C$ $T_J=100^{\circ}C$	I_R	1.0				20			mA
Thermal Resistance	$R_{\theta JL}$	18					$^{\circ}C / W$		
Typical Junction Capacitance	C_J	400					pF		
Operating Junction Temperature Range	T_J	-55 to +150							$^{\circ}C$
Storage Temperature Range	T_{STG}	-55 to +150							$^{\circ}C$

SS82~SS810

RATING AND CHARACTERISTIC CURVES

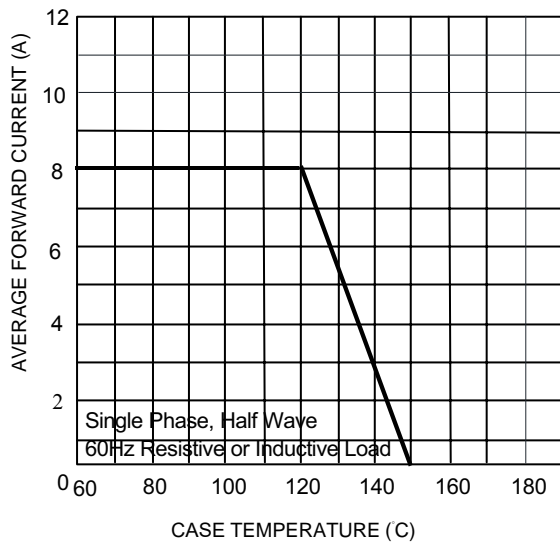


FIG.1 FORWARD CURRENT DERATING CURVE

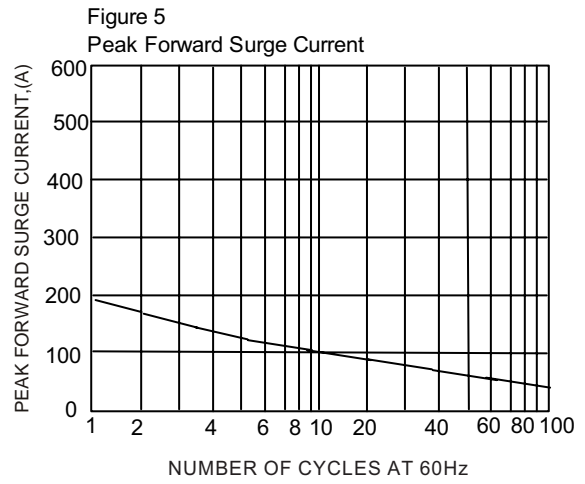


FIG.2 MAXIMUM NON-REPETITIVE PEAK FORWARD SURGE CURRENT

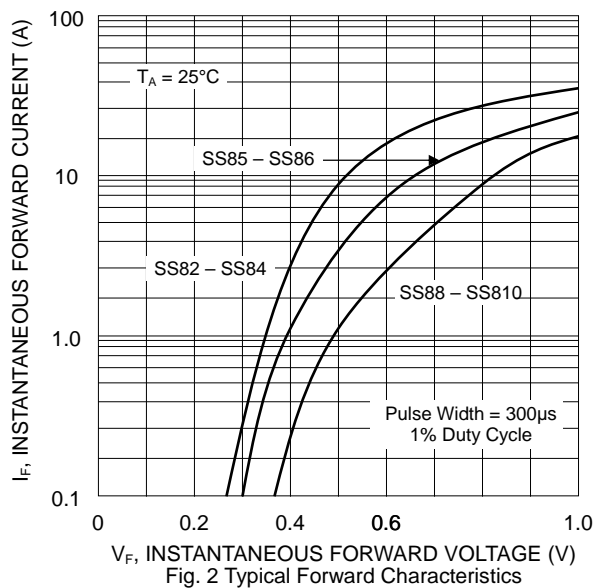


Fig. 2 Typical Forward Characteristics

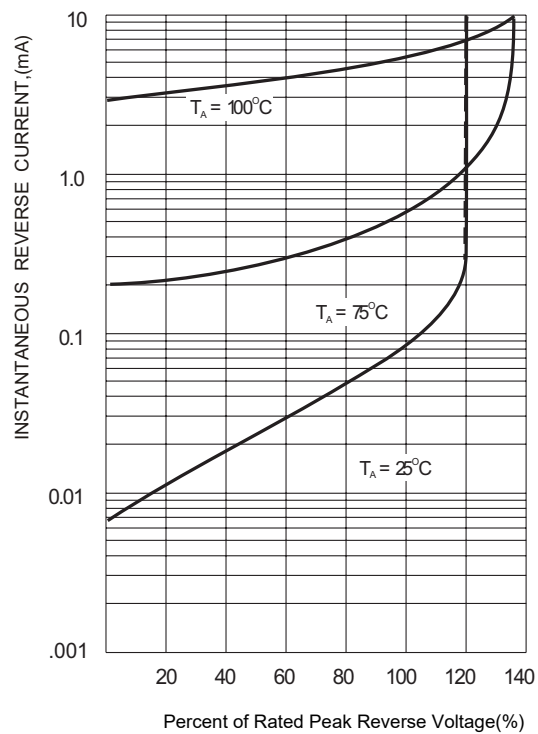


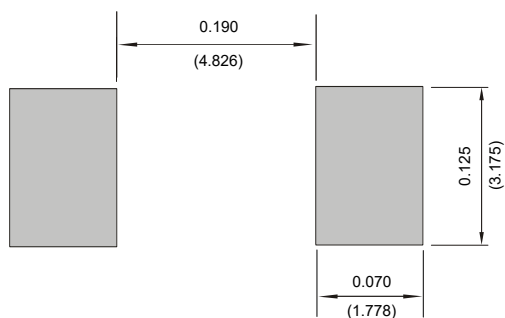
FIG.4 TYPICAL REVERSE CHARACTERISTICS

SS82~SS810

MOUNTING PAD LAYOUT

SMC / DO-214AB

Unit:Inch(mm)



ORDER INFORMATION

- Packing information

Part Number	Case	Reel Size	QUANTITY
SS82~SS810	SMC	13 Inch	3000