

RMB2S~RMB6S

BRIDGE RECTIFIERS

VOLTAGE 200 to 600 Volt **CURRENT** 0.5 Ampere

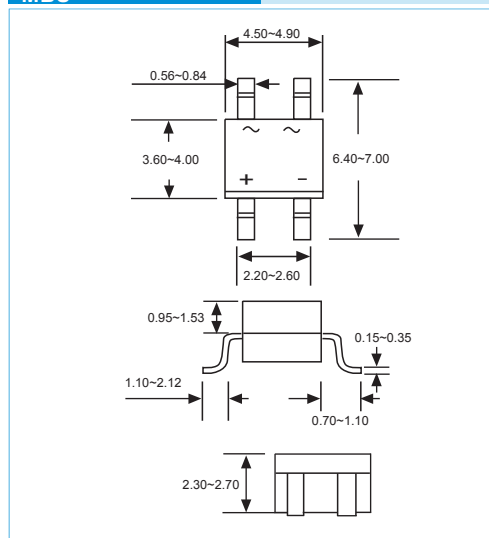
MBS Unit:mm

FEATURES

- Glass Passivated Diode Construction
- Saves space on printed circuit boards
- Fast Recovery, Low Switching Loss
- Low reverse leakage
- Lead free in compliance with EU RoHS

MECHANICAL DATA

- Case Material: Molded Plastic.
- UL Flammability Classification Rating 94V-0



MAXIMUM RATINGS AND ELECTRICAL CHARACTERISTICS

Ratings at 25°C ambient temperature unless otherwise specified.

PARAMETER	SYMBOL	RMB2S	RMB4S	RMB6S	UNITS
Maximum Recurrent Peak Reverse Voltage	V_{RRM}	200	400	600	V
Maximum RMS Voltage	V_{RMS}	140	280	420	V
Maximum DC Blocking Voltage	V_{DC}	200	400	600	V
Maximum Average Forward Current (see FIG.1)	$I_{F(AV)}$		0.5 0.8		A
Peak Forward Surge Current : 8.3ms single half sine-wave superimposed on rated load	I_{FSM}		30		A
Maximum Forward Voltage at 0.4 A	V_F		1.25		V
Maximum DC Reverse Current at Rated DC Blocking Voltage	I_R		5 100		μA
Thermal Resistance	$R_{\theta JA}$		85		$^{\circ}C / W$
Maximum Reverse Recovery Time(Note 1)	t_{rr}	150		250	ns
Operating Junction Temperature Range	T_J		-55 to +150		$^{\circ}C$
Storage Temperature Range	T_{STG}		-55 to +150		$^{\circ}C$

NOTES:

1. Reverse Recovery Test Conditions: $I_F=0.5A, I_R=1.0A, I_{rr}=0.25A$

RMB2S~RMB6S

RATING AND CHARACTERISTIC CURVES

Fig. 1 – Maximum Forward Current Derating Curve

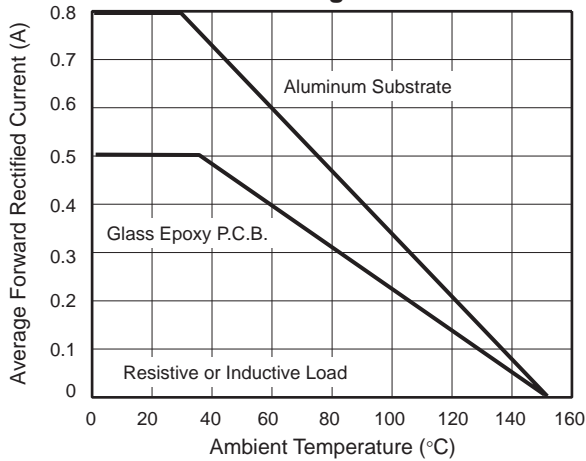


Fig. 2 – Maximum Non-Repetitive Peak Forward Surge Current

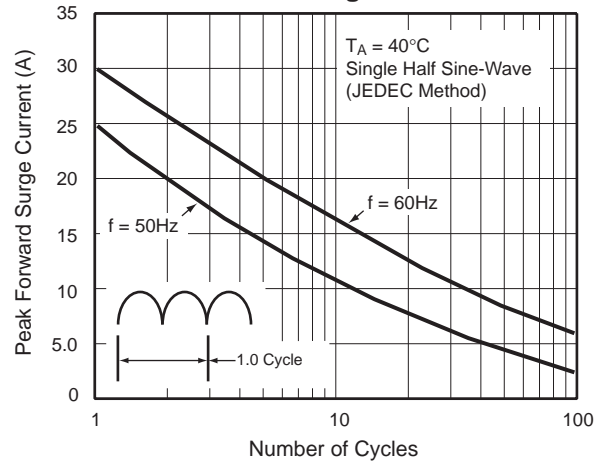


Fig. 3 – Typical Instantaneous Forward Characteristics

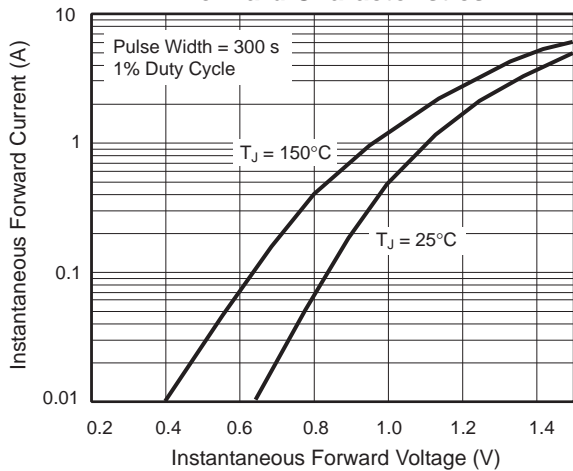


Fig. 4 – Typical Reverse Leakage Characteristics Per Leg

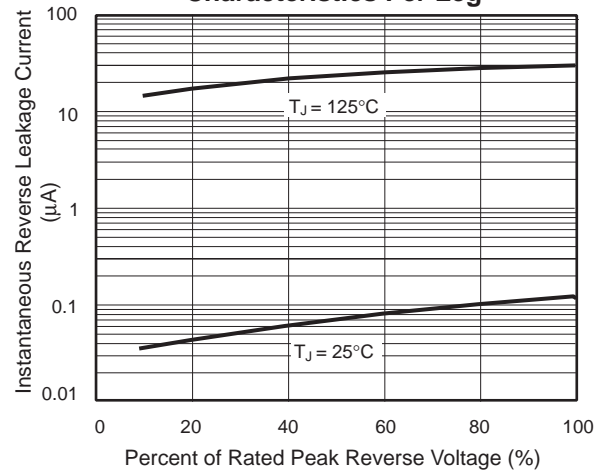
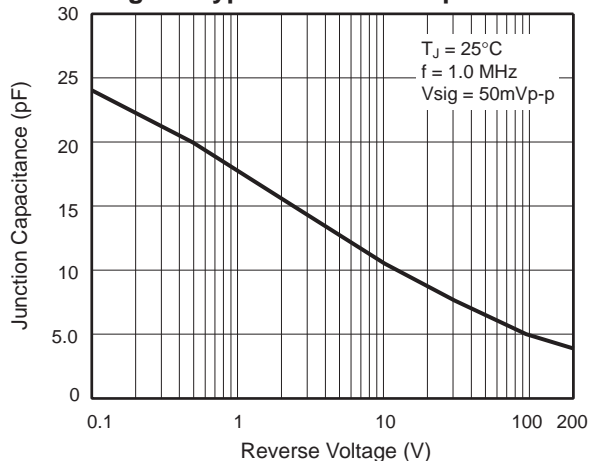


Fig. 5 – Typical Junction Capacitance



RMB2S~RMB6S

ORDER INFORMATION

- Packing information

Part Number	Case	DELIVERY MODE	QUANTITY
RMB2S~RMB6S	MBS	13 Inch	3000/Reel