

GBPC15005~GBPC1510

BRIDGE RECTIFIERS

VOLTAGE 50 to 1000 Volt **CURRENT** 15 Ampere

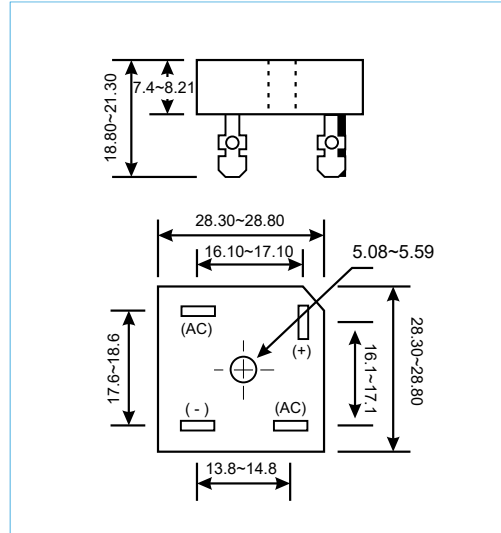
GBPC Unit:mm

FEATURES

- Glass passivated chip junction
- Low Power Loss
- Low Reverse Leakage Current
- High Efficiency
- Lead free in compliance with EU RoHS

MECHANICAL DATA

- Case Material: Molded Plastic.
- UL Flammability Classification Rating 94V-0



MAXIMUM RATINGS AND ELECTRICAL CHARACTERISTICS

Ratings at 25°C ambient temperature unless otherwise specified.

PARAMETER	SYMBOL	GBPC15005	GBPC1501	GBPC1502	GBPC1504	GBPC1506	GBPC1508	GBPC1510	UNITS
Maximum Recurrent Peak Reverse Voltage	V_{RRM}	50	100	200	400	600	800	1000	V
Maximum RMS Voltage	V_{RMS}	35	70	140	280	420	560	700	V
Maximum DC Blocking Voltage	V_{DC}	50	100	200	400	600	800	1000	V
Maximum Average Forward Current (see FIG.1)	$I_{F(AV)}$	15							A
Peak Forward Surge Current : 8.3ms single half sine-wave superimposed on rated load	I_{FSM}	250							A
Maximum Forward Voltage at 7.5 A	V_F	1.1							V
Maximum DC Reverse Current at Rated DC Blocking Voltage	I_R	5 500							μA
Thermal Resistance (Note1)	$R_{\theta JC}$	1.4							$^{\circ}C / W$
I^2t Rating for fusing	I^2t	374							A^2S
Typical Junction Capacitance (Note2)	C_J	300							pF
Operating Junction Temperature Range	T_J	-55 to +150							$^{\circ}C$
Storage Temperature Range	T_{STG}	-55 to +150							$^{\circ}C$

NOTES:

1. Thermal resistance junction to case mounted on heatsink.
2. Measured at 1.0MHz and applied reverse voltage of 4.0 volt

GBPC15005~GBPC1510

RATING AND CHARACTERISTIC CURVES

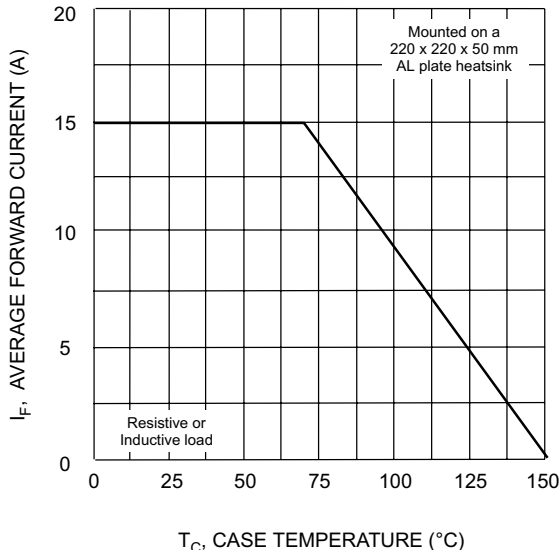


Fig. 1 Forward Current Derating Curve

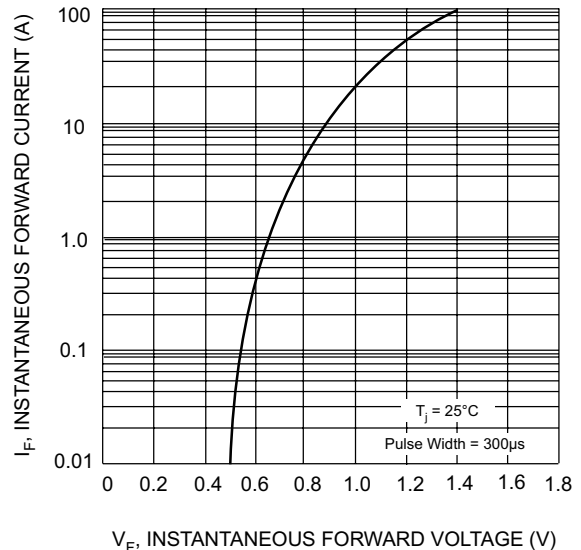


Fig. 2 Typical Forward Characteristics (per element)

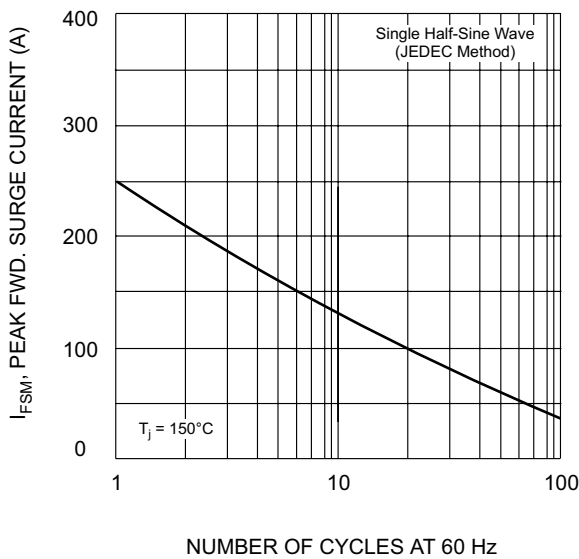


Fig. 3 Max Non-Repetitive Surge Current

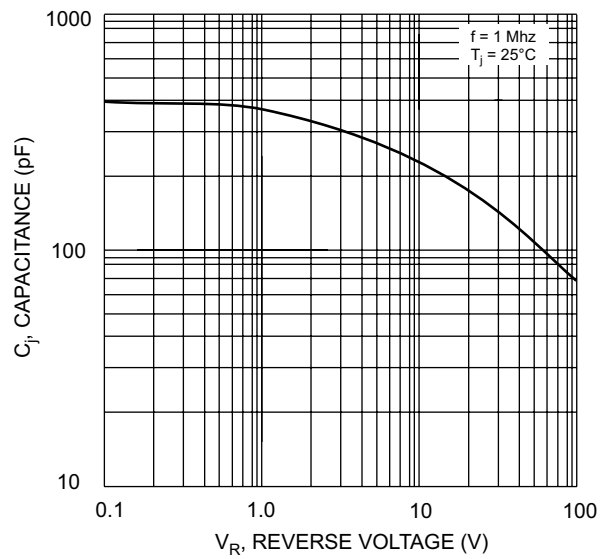


Fig. 4 Typical Junction Capacitance (per element)

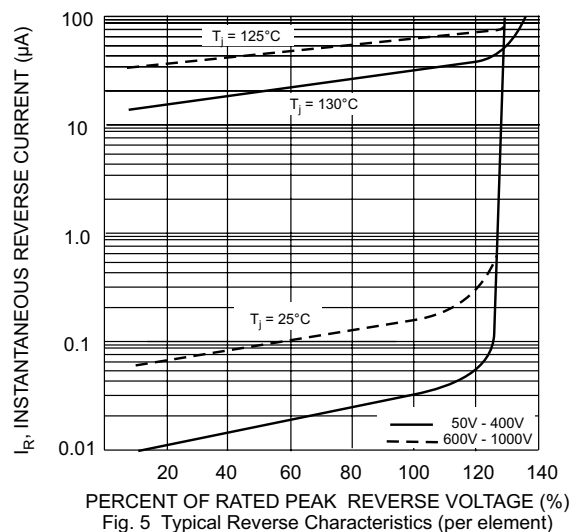


Fig. 5 Typical Reverse Characteristics (per element)

GBPC15005~GBPC1510

ORDER INFORMATION

- Packing information

Part Number	Case	DELIVERY MODE	QUANTITY
GBPC15005~GBPC1510	GBPC	BULK	400/Ctn