

DB151S~DB157S

BRIDGE RECTIFIERS

VOLTAGE 50 to 1000 Volt **CURRENT** 1.5 Ampere

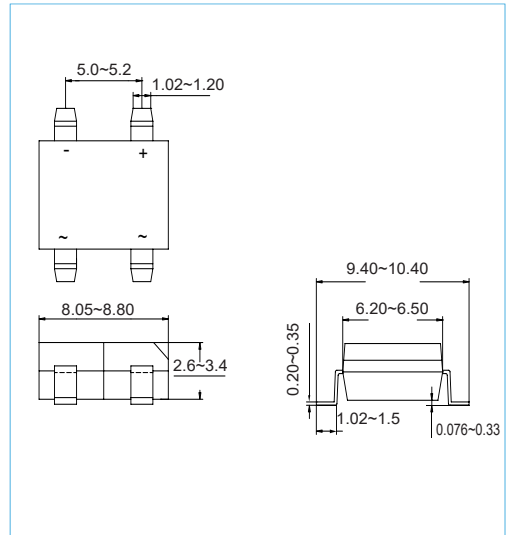
SDB-1 Unit:mm

FEATURES

- Glass Passivated Diode Construction
- Polarity symbols molded on body
- Ideal for printed circuit board
- Lead free in compliance with EU RoHS

MECHANICAL DATA

- Case Material: Molded Plastic.
- UL Flammability Classification Rating 94V-0



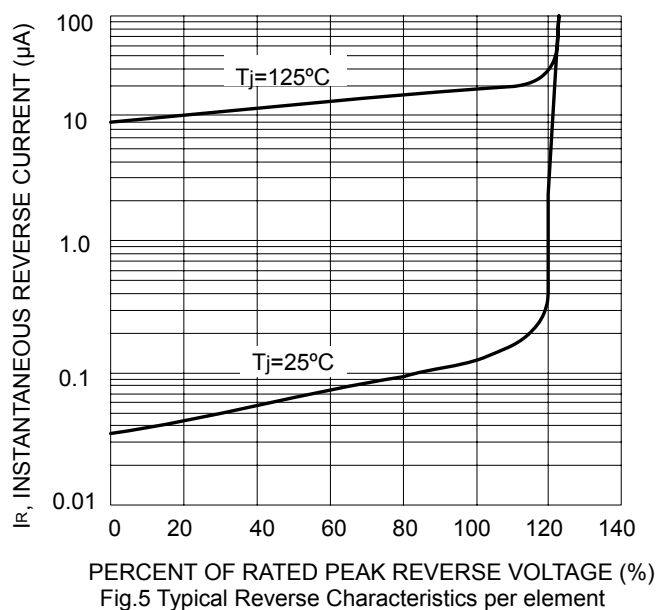
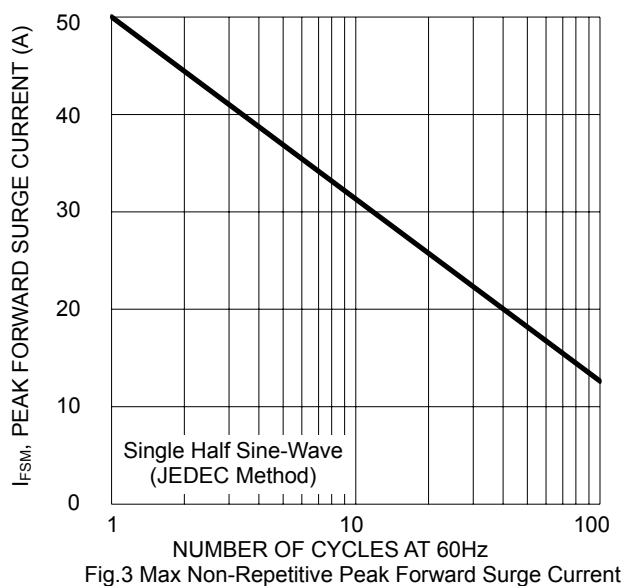
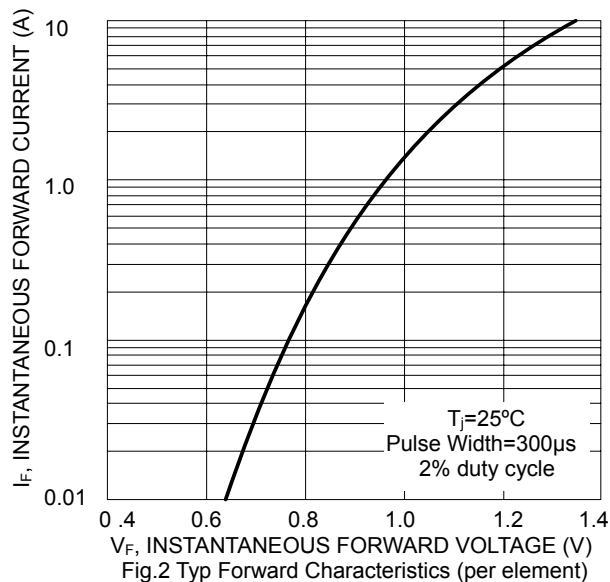
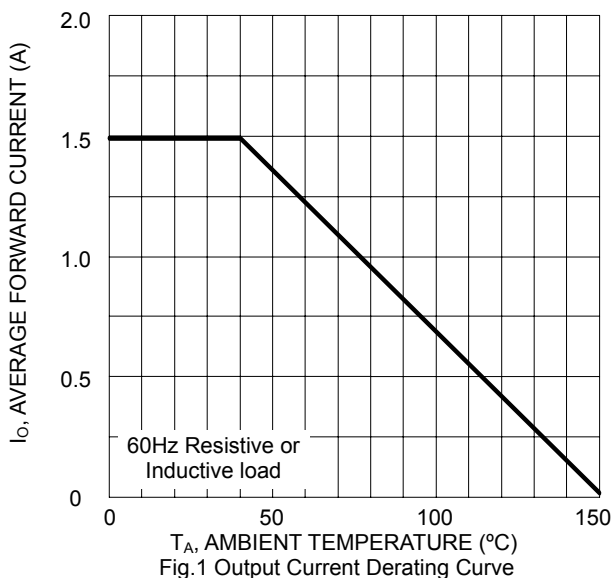
MAXIMUM RATINGS AND ELECTRICAL CHARACTERISTICS

Ratings at 25°C ambient temperature unless otherwise specified.

PARAMETER	SYMBOL	DB151S	DB152S	DB153S	DB154S	DB155S	DB156S	DB157S	UNITS
Maximum Recurrent Peak Reverse Voltage	V_{RRM}	50	100	200	400	600	800	1000	V
Maximum RMS Voltage	V_{RMS}	35	70	140	280	420	560	700	V
Maximum DC Blocking Voltage	V_{DC}	50	100	200	400	600	800	1000	V
Maximum Average Forward Current (see FIG.1)	$I_{F(AV)}$	1.5							A
Peak Forward Surge Current : 8.3ms single half sine-wave superimposed on rated load	I_{FSM}	50							A
Maximum Forward Voltage at 1.5A	V_F	1.1							V
Maximum DC Reverse Current at Rated DC Blocking Voltage	I_R	10 500							μA
Thermal Resistance	$R_{\theta JA}$	40							°C / W
Operating Junction Temperature Range	T_J	-55 to +150							°C
Storage Temperature Range	T_{STG}	-55 to +150							°C

DB151S~DB157S

RATING AND CHARACTERISTIC CURVES



DB151S~DB157S

Ordering Information

- Packing information

DB151S~DB157S	Packing Quantity
Tape&Reel	13 Inch; 1.5kpcs/Reel; 21kpcs/Ctn
Bulk(Tube/Box)	50pcs/Tube; 5kpcs/Box; 20kpcs/Ctn