

BAT48

SCHOTTKY BARRIERS SWITCHING DIODES

VOLTAGE 40 Volt **CURRENT** 0.35 Ampere

FEATURES

- Low Forward Voltage Drop
- Guard Ring Construction for Transient Protection
- Low Reverse Recovery Time
- Low Reverse Capacitance
- Lead free in compliance with EU RoHS 2011/65/EU directive

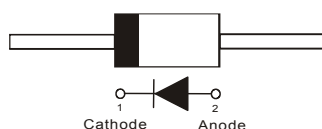
MECHANICAL DATA

- Case: Molded Glass DO-35
- Terminals: Solderable per MIL-STD-750, Method 2026
- Polarity: Color band denotes cathode end
- Ordering informatio

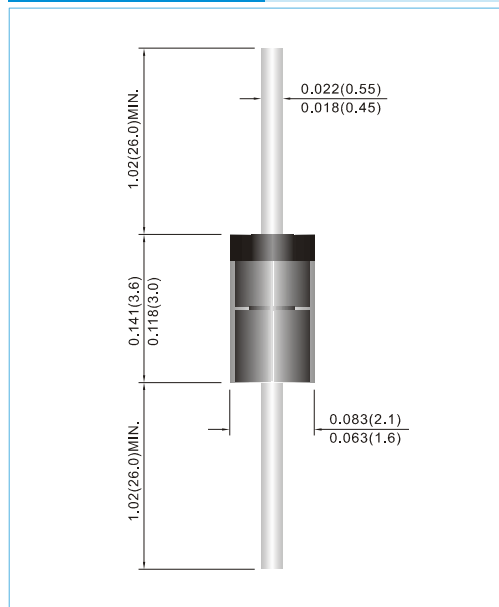
B/P - 2K per Bulk box

T/R - 10K per 15" Reel

T/B - 5K per horiz. tape & Ammo box



DO-35 Unit : inch(mm)



MAXIMUM RATINGS AND ELECTRICAL CHARACTERISTICS (T_A=25°C unless otherwise noted)

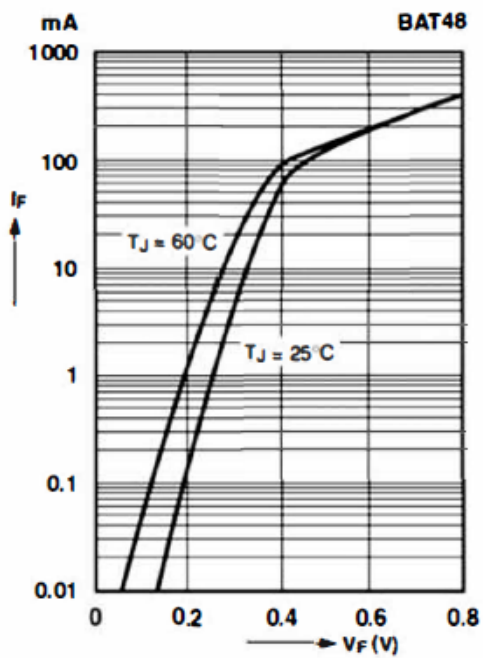
PARAMETER	SYMBOL	BAT48	UNITS
Peak Repetitive Reverse Voltage	V _{RRM}	40	V
Peak reverse voltage	V _R	40	V
Forward Continuous Currentt	I _{F(AV)}	350	mA
Peak Forward Surge Current	I _{FSM}	7.5	A
Maximum Forward Voltage	V _F	I _F =0.1mA	0.25
		I _F =1.0mA	0.30
		I _F =10mA	0.40
		I _F =50mA	0.50
		I _F =200mA	0.75
	I _F =500mA	0.90	
Maximum Reverse Current	I _R	V _R =10V T _A =25°C	2
		V _R =20V T _A =25°C	5
		V _R =40V T _A =25°C	25
Thermal Resistance Junction to Ambieri air	R _{θJA}	350	°C/W
Typical Junction Capacitance	C _J	12	pF
Junction Temperature	T _J	-55 to +125	°C
Storage Temperature	T _{STG}	-55 to +150	°C

NOTE :1. C_J at V_R=0, f=1MHZ

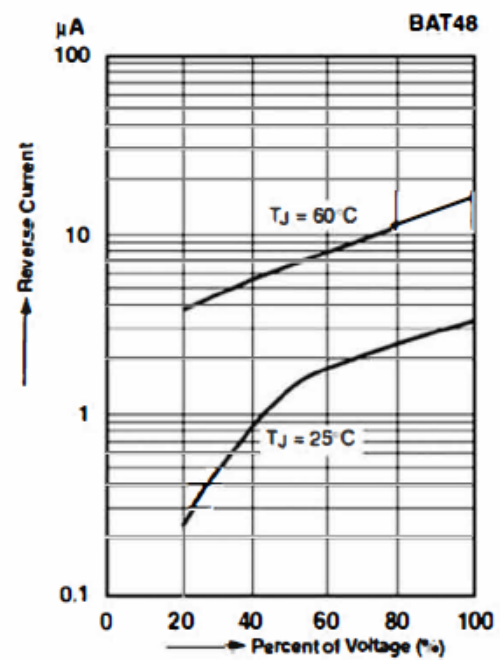
BAT48

RATING AND CHARACTERISTIC CURVES

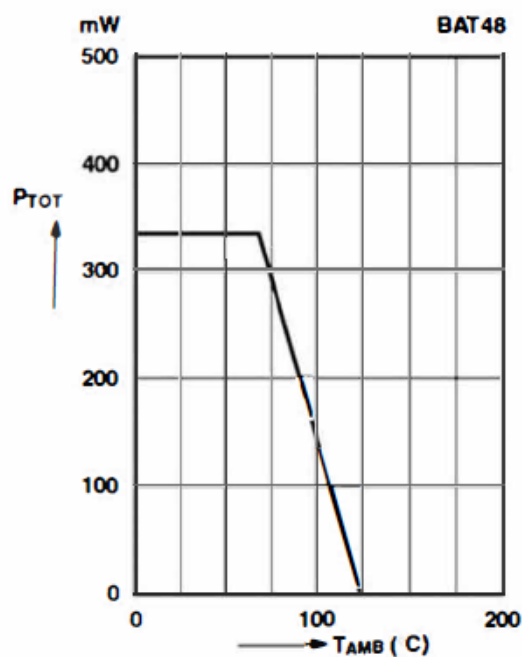
Forward Characteristics



Typical Reverse Characteristics



Admissible Power Dissipation vs. Ambient Temperature



BAT48

Part No_packing code_Version

BAT48_AX_10001
 BAT48_AY_10001
 BAT48_R2_10001
 BAT48_B0_10001

For example :

RB500V-40 **R2** **00001**



Packing Code XX				Version Code XXXXX		
Packing type	1 st Code	Packing size code	2 nd Code	HF or RoHS	1 st Code	2 nd ~5 th Code
Tape and Ammunition Box (T/B)	A	N/A	0	HF	0	serial number
Tape and Reel (T/R)	R	7"	1	RoHS	1	serial number
Bulk Packing (B/P)	B	13"	2			
Tube Packing (T/P)	T	26mm	X			
Tape and Reel (Right Oriented) (TRR)	S	52mm	Y			
Tape and Reel (Left Oriented) (TRL)	L	PANASERT T/B CATHODE UP (PBCU)	U			
FORMING	F	PANASERT T/B CATHODE DOWN (PBCD)	D			

Disclaimer

- Reproducing and modifying information of the document is prohibited without permission from Siyang Grande Electronics Co., Ltd..
- Siyang Grande Electronics Co., Ltd. reserves the rights to make changes of the content herein the document anytime without notification. Please refer to our website for the latest document.
- Siyang Grande Electronics Co., Ltd. disclaims any and all liability arising out of the application or use of any product including damages incidentally and consequentially occurred.
- Siyang Grande Electronics Co., Ltd. does not assume any and all implied warranties, including warranties of fitness for particular purpose, non-infringement and merchantability.
- Applications shown on the herein document are examples of standard use and operation. Customers are responsible in comprehending the suitable use in particular applications. Siyang Grande Electronics Co., Ltd. makes no representation or warranty that such applications will be suitable for the specified use without further testing or modification.
- The products shown herein are not designed and authorized for equipments requiring high level of reliability or relating to human life and for any applications concerning life-saving or life-sustaining, such as medical instruments, transportation equipment, aerospace machinery et cetera. Customers using or selling these products for use in such applications do so at their own risk and agree to fully indemnify Siyang Grande Electronics Co., Ltd. for any damages resulting from such improper use or sale.
- Since Grande uses lot number as the tracking base, please provide the lot number for tracking when complaining.