

1N4148

SWITCHING DIODES

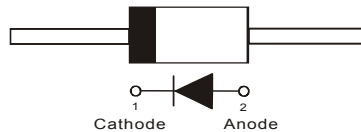
VOLTAGE 100 Volt **POWER** 500 mWatt

FEATURES

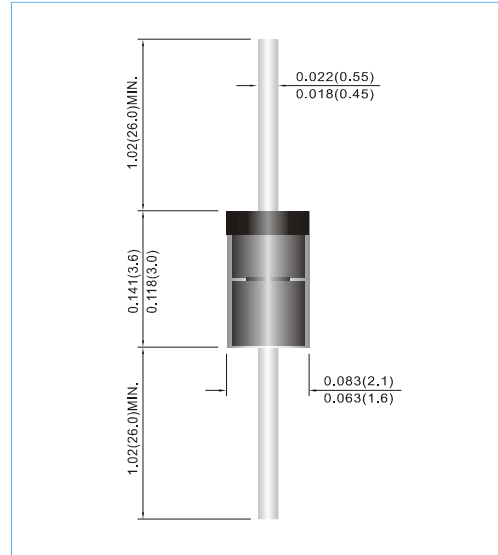
- Fast switching Speed.
- Electrically Identical to Standard JEDEC
- High Conductance
- Axial lead Package Ideally Suited for Automatic Insertion.
- Lead free in compliance with EU RoHS 2011/65/EU directive

MECHANICAL DATA

- Case: Molded Glass DO-35
- Terminals: Solderable per MIL-STD-750, Method 2026
- Packing information
 - B/P - 2K per Bulk box
 - T/R - 10K per 15" Reel
 - T/B - 5K per horiz. tape & Ammo box



DO-35 Unit : inch(mm)



MAXIMUM RATINGS AND ELECTRICAL CHARACTERISTICS (T_A = 25°C unless otherwise noted)

PARAMETER	SYMBOL	VALUE	UNITS
Peak Reverse Voltage	V _{RM}	100	V
Surge Forward Current at t < 1s and T _J = 25 °C	I _{FSM}	500	mA
Power Dissipation at T _A = 25 °C	P _{TOT}	500	mW
Forward continuous current	I _F	300	mA
Maximum Forward Voltage at I _F = 10mA	V _F	1	V
Maximum Leakage Current at V _R = 20V at V _R = 75V at V _R = 20V, T _J = 150°C	I _R	25 5 50	nA μA μA
Maximum Capacitance at V _F = V _R = 0	C _J	4	pF
Maximum Reverse Recovery Time From I _F = -I _R = 10mA to I _{RR} = -1mA, V _R = 6V R _L = 100 Ω	t _{rr}	4	ns
Typical Thermal Resistance	R _{thJA}	300	°C / W
Junction Temperature and Storage Temperature Range	T _J , T _S	-65 to +175	°C

NOTE:

1. C_J at V_R = 0, f = 1MHZ

1N4148

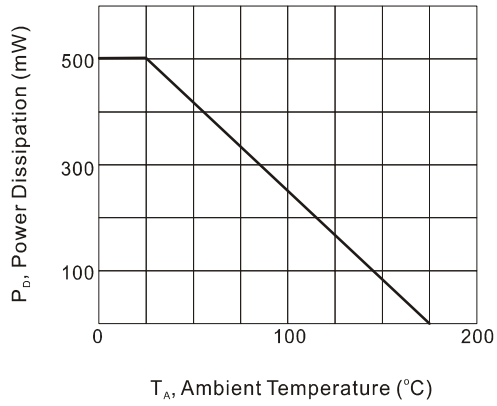


Fig.1 Derating Curve

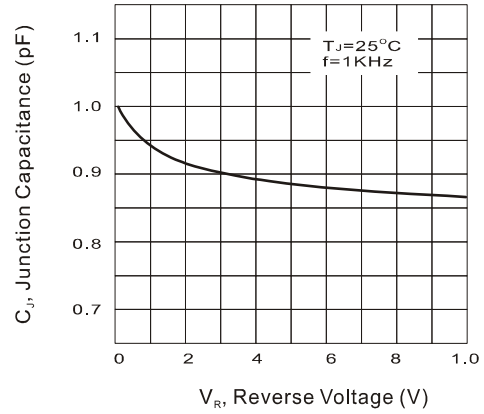


Fig.2 Typical Junction Capacitance

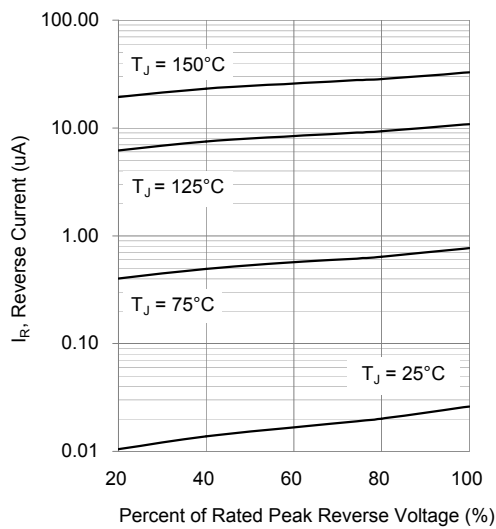


Fig.3 Typical Leakage Characteristics

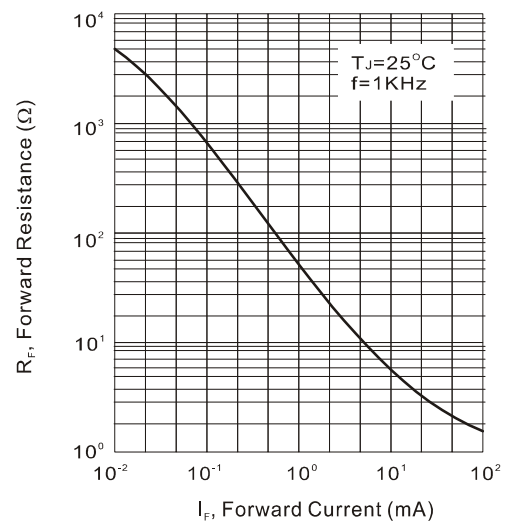


Fig.4 Dynamic Forward Resistance Versus Forward Current

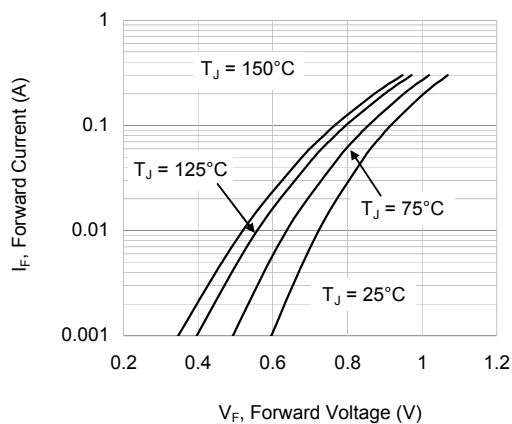


Fig.5 Typical Forward Characteristics

1N4148

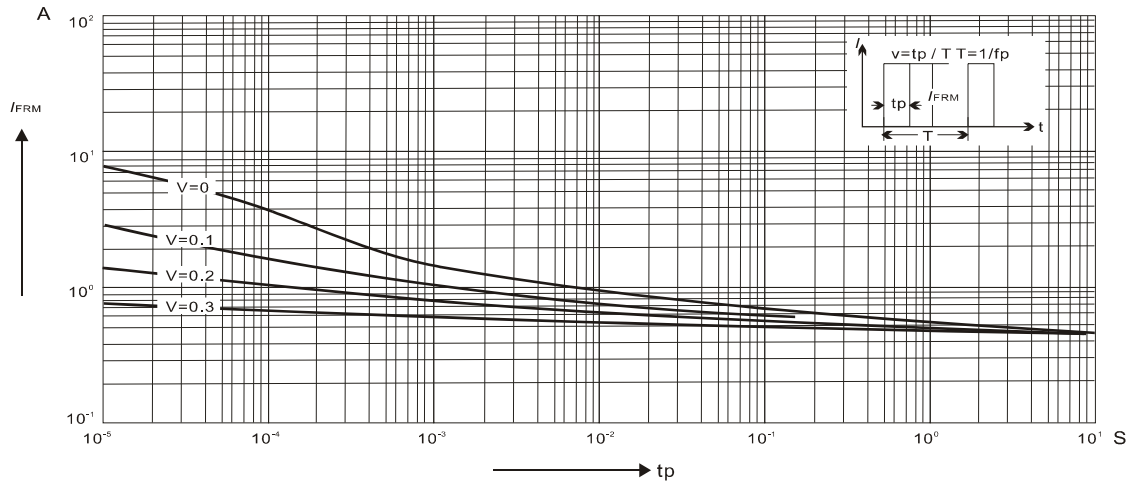


Fig.6 Admissible Repetitive Peak Forward Current Versus Pulse Duration

1N4148

Part No_packing code_Version

1N4148-35_AX_10001
 1N4148-35_AY_10001
 1N4148-35_B0_10001
 1N4148-35_R2_10001

For example :

RB500V-40_R2_00001



Packing Code XX				Version Code XXXXX		
Packing type	1 st Code	Packing size code	2 nd Code	HF or RoHS	1 st Code	2 nd ~5 th Code
Tape and Ammunition Box (T/B)	A	N/A	0	HF	0	serial number
Tape and Reel (T/R)	R	7"	1	RoHS	1	serial number
Bulk Packing (B/P)	B	13"	2			
Tube Packing (T/P)	T	26mm	X			
Tape and Reel (Right Oriented) (TRR)	S	52mm	Y			
Tape and Reel (Left Oriented) (TRL)	L	PANASERT T/B CATHODE UP (PBCU)	U			
FORMING	F	PANASERT T/B CATHODE DOWN (PBCD)	D			

Disclaimer

- Reproducing and modifying information of the document is prohibited without permission from Siyang Grande Electronics Co., Ltd..
- Siyang Grande Electronics Co., Ltd. reserves the rights to make changes of the content herein the document anytime without notification. Please refer to our website for the latest document.
- Siyang Grande Electronics Co., Ltd. disclaims any and all liability arising out of the application or use of any product including damages incidentally and consequentially occurred.
- Siyang Grande Electronics Co., Ltd. does not assume any and all implied warranties, including warranties of fitness for particular purpose, non-infringement and merchantability.
- Applications shown on the herein document are examples of standard use and operation. Customers are responsible in comprehending the suitable use in particular applications. Siyang Grande Electronics Co., Ltd. makes no representation or warranty that such applications will be suitable for the specified use without further testing or modification.
- The products shown herein are not designed and authorized for equipments requiring high level of reliability or relating to human life and for any applications concerning life-saving or life-sustaining, such as medical instruments, transportation equipment, aerospace machinery et cetera. Customers using or selling these products for use in such applications do so at their own risk and agree to fully indemnify Siyang Grande Electronics Co., Ltd. for any damages resulting from such improper use or sale.
- Since Grande uses lot number as the tracking base, please provide the lot number for tracking when complaining.