

SR22W SERIES

SCHOTTKY BARRIER RECTIFIER

VOLTAGE 20~60 Volts **CURRENT** 2 Amperes

FEATURES

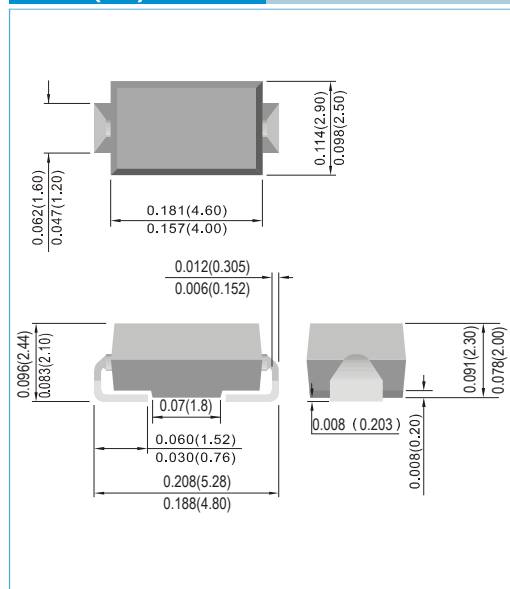
- Plastic package has Underwriters Laboratory Flammability Classification 94V-O
- For surface mounted applications in order to optimize board space
- Built-in strain relief
- Metal to silicon rectifier. majority carrier conduction
- Low power loss, high efficiency
- High surge capacity
- Lead free in comply with EU RoHS 2011/65/EU directives
- Green molding compound as per IEC61249 Std. . (Halogen Free)

MECHANICAL DATA

- Case: SMA(W) molded plastic
- Terminals: Solder plated, solderable per MIL-STD-750, Method 2026
- Polarity: Color band denotes cathode end
- Standard packaging: 12mm tape (EIA-481)
- Weight: 0.002 ounce, 0.067 gram



SMA(W) Unit : inch(mm)



MAXIMUM RATINGS AND ELECTRICAL CHARACTERISTICS

Ratings at 25°C ambient temperature unless otherwise specified.
Resistive or inductive load.

PARAMETER	SYMBOL	SR22W	SR23W	SR24W	SR26W	UNITS
Maximum Recurrent Peak Reverse Voltage	V _{RRM}	20	30	40	60	V
Maximum RMS Voltage	V _{RMS}	14	21	28	42	V
Maximum DC Blocking Voltage	V _{DC}	20	30	40	60	V
Maximum Average Forward Current (see Fig.4)	I _{F(AV)}	2.0				A
Peak Forward Surge Current : 8.3ms single half sine-wave superimposed on rated load (JEDEC method)	I _{FSM}	50				A
Maximum Forward Voltage at 2.0A (Note 1)	V _F	0.5			0.7	V
Maximum DC Reverse Current at Rated DC Blocking Voltage T _J =25°C T _J =100°C	I _R	0.5 20			0.1 20	mA
Typical Thermal Resistance (Note 2)	R _{θJL} R _{θJA}	25 100				°C / W
Operating Junction and Storage Temperature Range	T _J ,T _{STG}	-55 to +125		-55 to +150		°C

NOTES:

- Pulse Test with $PW=300\mu sec$, 1% Duty Cycle.
- Mounted on PCB 6x5mm copper pad areas.

SR22W SERIES

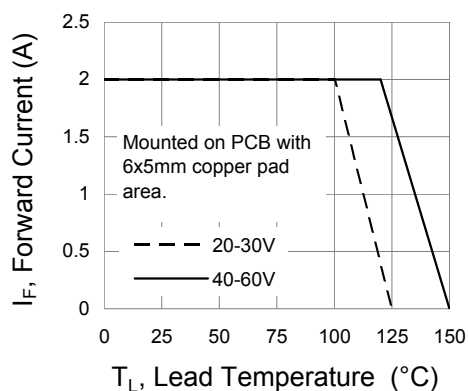


Fig.1 Forward Current Derating Curve

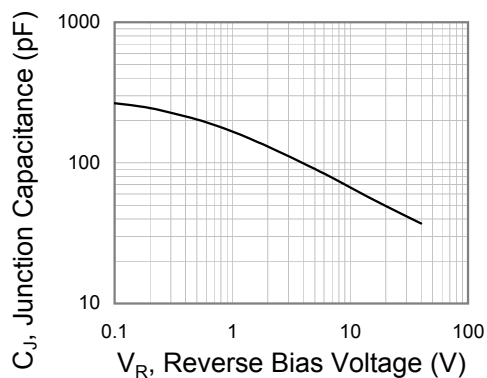


Fig.2 Typical Junction Capacitance

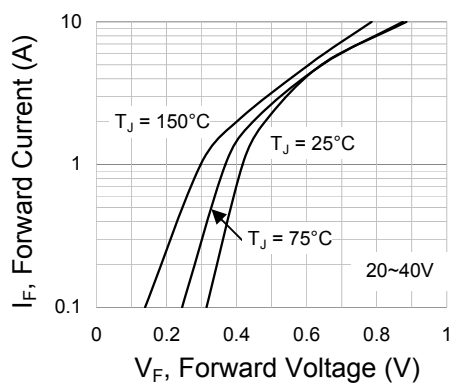


Fig.3 Typical Forward Characteristics

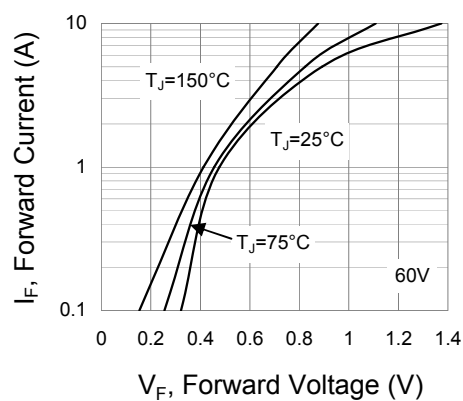


Fig.4 Typical Forward Characteristics

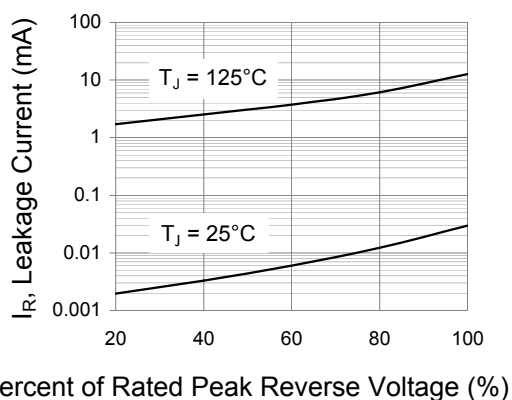


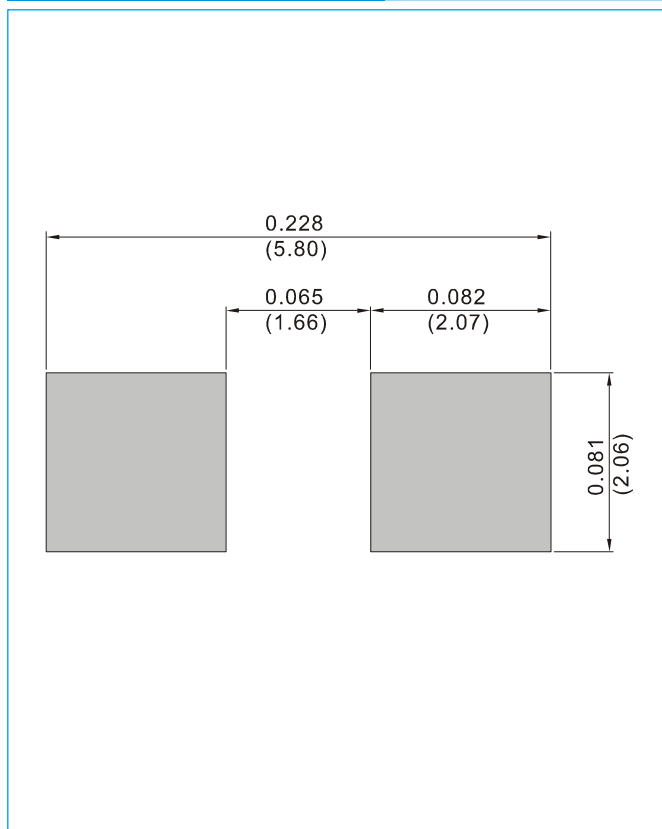
Fig.5 Typical Reverse Characteristics

SR22W SERIES

MOUNTING PAD LAYOUT

SMA(W)

Unit : inch(mm)



ORDER INFORMATION

- Packing information
 - T/R - 7.5K per 13" plastic Reel
 - T/R - 1.8K per 7" plastic Reel

SR22W SERIES

Part No_packing code_Version

SR22W_R1_00001

SR22W_R2_00001

For example :

RB500V-40_R2_00001



Packing Code XX				Version Code XXXXXX		
Packing type	1 st Code	Packing size code	2 nd Code	HF or RoHS	1 st Code	2 nd ~5 th Code
Tape and Ammunition Box (T/B)	A	N/A	0	HF	0	serial number
Tape and Reel (T/R)	R	7"	1	RoHS	1	serial number
Bulk Packing (B/P)	B	13"	2			
Tube Packing (T/P)	T	26mm	X			
Tape and Reel (Right Oriented) (TRR)	S	52mm	Y			
Tape and Reel (Left Oriented) (TRL)	L	PANASERT T/B CATHODE UP (PBCU)	U			
FORMING	F	PANASERT T/B CATHODE DOWN (PBCD)	D			

SR22W SERIES

Disclaimer

- Reproducing and modifying information of the document is prohibited without permission from Siyang Grande Electronics Co., Ltd..
- Siyang Grande Electronics Co., Ltd. reserves the rights to make changes of the content herein the document anytime without notification. Please refer to our website for the latest document.
- Siyang Grande Electronics Co., Ltd. disclaims any and all liability arising out of the application or use of any product including damages incidentally and consequentially occurred.
- Siyang Grande Electronics Co., Ltd. does not assume any and all implied warranties, including warranties of fitness for particular purpose, non-infringement and merchantability.
- Applications shown on the herein document are examples of standard use and operation. Customers are responsible in comprehending the suitable use in particular applications. Siyang Grande Electronics Co., Ltd. makes no representation or warranty that such applications will be suitable for the specified use without further testing or modification.
- The products shown herein are not designed and authorized for equipments requiring high level of reliability or relating to human life and for any applications concerning life-saving or life-sustaining, such as medical instruments, transportation equipment, aerospace machinery et cetera. Customers using or selling these products for use in such applications do so at their own risk and agree to fully indemnify Siyang Grande Electronics Co., Ltd. for any damages resulting from such improper use or sale.
- Since Grande uses lot number as the tracking base, please provide the lot number for tracking when complaining.