

RS1AWG SERIES

SURFACE MOUNT FAST RECOVERY RECTIFIER

VOLTAGE 50 to 1000 Volts **CURRENT** 1 Amperes

SMA(W)

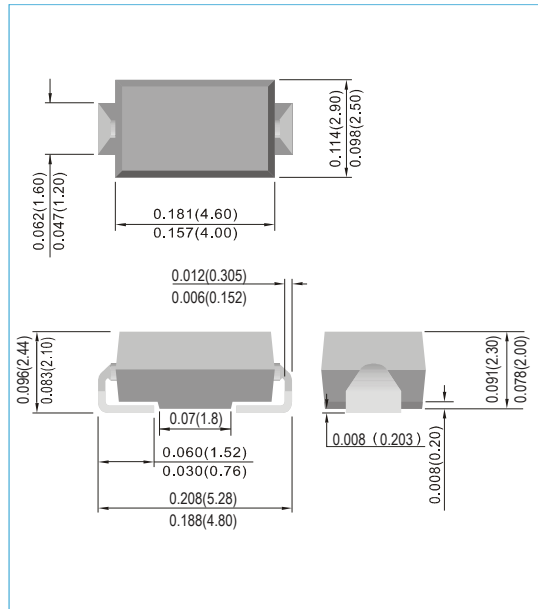
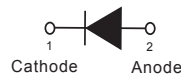
Unit : inch(mm)

FEATURES

- For surface mounted applications in order to optimize board space
- Easy pick and place
- Fast recovery times for high efficiency
- Plastic package has Underwriters Laboratory Flammability Classification 94V-0
- Glass passivated junction
- Lead free in comply with EU RoHS 2011/65/EU directives
- Green molding compound as per IEC61249 Std. . (Halogen Free)

MECHANICAL DATA

- Case: SMA(W) molded plastic
- Terminals: Solder plated, solderable per MIL-STD-750, Method 2026
- Polarity: Color band denotes cathode end
- Standard packaging: 12mm tape (EIA-481)
- Weight: 0.002 ounce, 0.064 gram



MAXIMUM RATINGS AND ELECTRICAL CHARACTERISTICS

Ratings at 25°C ambient temperature unless otherwise specified. Single phase, half wave, 60 Hz, resistive or inductive load. For capacitive load, derate current by 20%.

PARAMETER	SYMBOL	RS1AWG	RS1BWG	RS1DWG	RS1GWG	RS1JWG	RS1KWG	RS1MWG	UNITS
Maximum Recurrent Peak Reverse Voltage	V_{RRM}	50	100	200	400	600	800	1000	V
Maximum RMS Voltage	V_{RMS}	35	70	140	280	420	560	800	V
Maximum DC Blocking Voltage	V_{DC}	50	100	200	400	600	800	1000	V
Maximum Average Rectified Current	$I_{F(AV)}$	1							A
Peak Forward Surge Current : 8.3ms single half sine-wave superimposed on rated load (JEDEC method)	I_{FSM}	30							A
Maximum Forward Voltage at 1A	V_F	1.3							V
Maximum DC Reverse Current at Rated DC Blocking Voltage	I_R	5							μA
Maximum Junction Capacitance ($V_R=4V, f=1MHz$)	C_J	15							pF
Typical Junction Resistance (Note 1) (Note 2)	$R_{\theta JA}$ $R_{\theta JL}$	150 35							$^{\circ}C / W$
Maximum Reverse Recovery Time (Note 3)	t_{rr}	150				250	500		ns
Operating Junction and Storage Temperature Range	T_J, T_{STG}	-55 to +150							$^{\circ}C$

NOTES: 1. Mounted on an FR4 PCB, single-sided copper, mini pad.
2. Mounted on an FR4 PCB, single-sided copper, with 76.2 x 114.3mm copper pad area.
3. Reverse Recovery Test Conditions: $I_F=0.5A, I_R=1A, I_{rr}=0.25A$.

RS1AWG SERIES

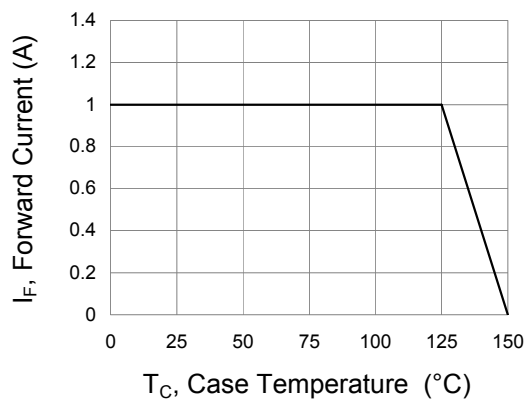


Fig.1 Forward Current Derating Curve

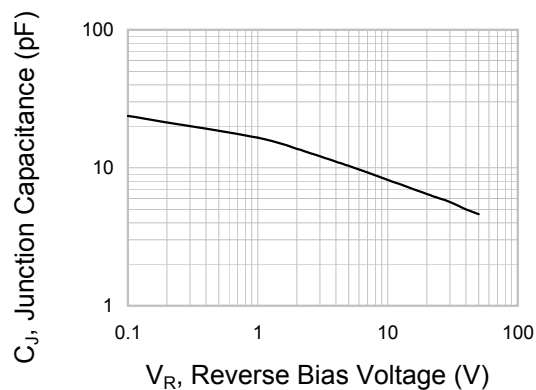


Fig.2 Typical Junction Capacitance

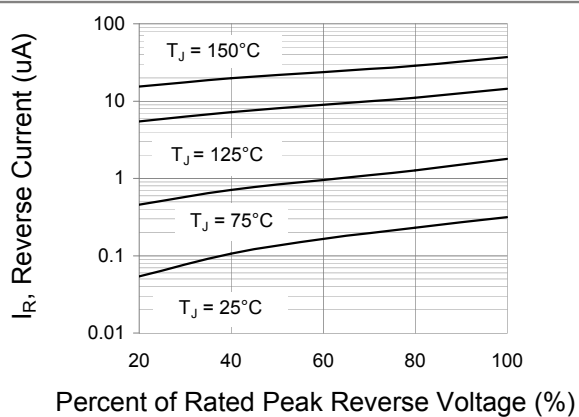


Fig.3 Typical Reverse Characteristics

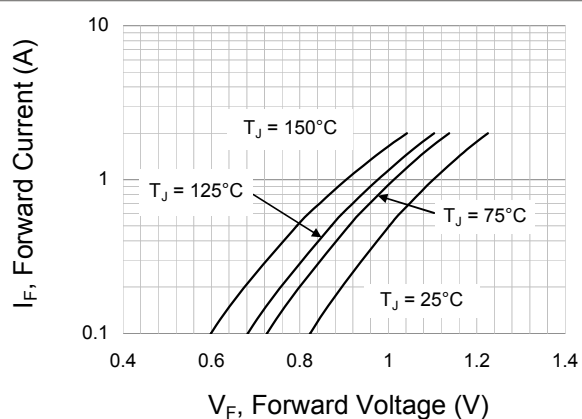


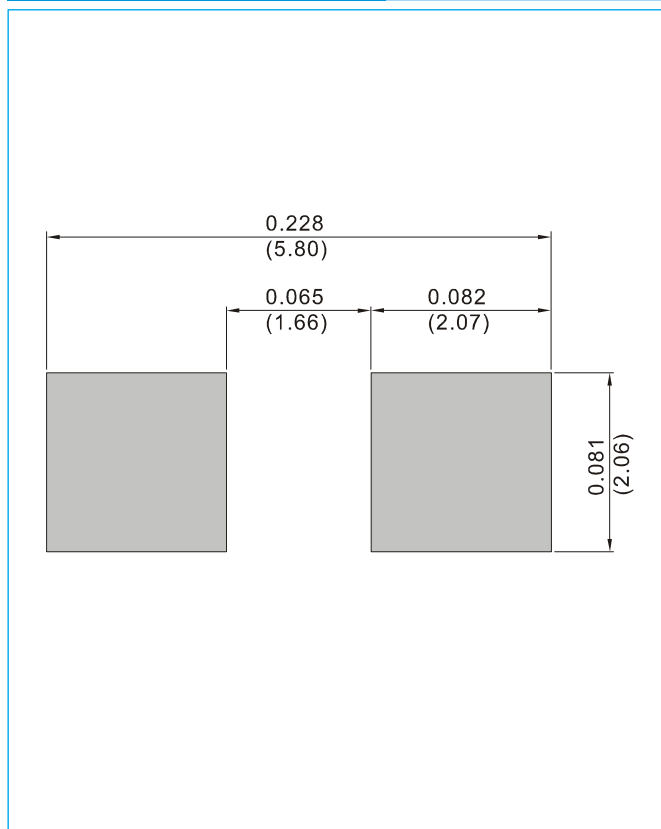
Fig.4 Typical Forward Characteristics

RS1AWG SERIES

MOUNTING PAD LAYOUT

SMA(W)

Unit : inch(mm)



ORDER INFORMATION

- Packing information
 - T/R - 7.5K per 13" plastic Reel
 - T/R - 1.8K per 7" plastic Reel

RS1AWG SERIES

Part No_packing code_Version

RS1AWG_R1_00001

RS1AWG_R2_00001

For example :

RB500V-40_R2_00001



Packing Code XX				Version Code XXXXX		
Packing type	1 st Code	Packing size code	2 nd Code	HF or RoHS	1 st Code	2 nd ~5 th Code
Tape and Ammunition Box (T/B)	A	N/A	0	HF	0	serial number
Tape and Reel (T/R)	R	7"	1	RoHS	1	serial number
Bulk Packing (B/P)	B	13"	2			
Tube Packing (T/P)	T	26mm	X			
Tape and Reel (Right Oriented) (TRR)	S	52mm	Y			
Tape and Reel (Left Oriented) (TRL)	L	PANASERT T/B CATHODE UP (PBCU)	U			
FORMING	F	PANASERT T/B CATHODE DOWN (PBCD)	D			

RS1AWG SERIES

Disclaimer

- Reproducing and modifying information of the document is prohibited without permission from Siyang Grande Electronics Co., Ltd..
- Siyang Grande Electronics Co., Ltd. reserves the rights to make changes of the content herein the document anytime without notification. Please refer to our website for the latest document.
- Siyang Grande Electronics Co., Ltd. disclaims any and all liability arising out of the application or use of any product including damages incidentally and consequentially occurred.
- Siyang Grande Electronics Co., Ltd. does not assume any and all implied warranties, including warranties of fitness for particular purpose, non-infringement and merchantability.
- Applications shown on the herein document are examples of standard use and operation. Customers are responsible in comprehending the suitable use in particular applications. Siyang Grande Electronics Co., Ltd. makes no representation or warranty that such applications will be suitable for the specified use without further testing or modification.
- The products shown herein are not designed and authorized for equipments requiring high level of reliability or relating to human life and for any applications concerning life-saving or life-sustaining, such as medical instruments, transportation equipment, aerospace machinery et cetera. Customers using or selling these products for use in such applications do so at their own risk and agree to fully indemnify Siyang Grande Electronics Co., Ltd. for any damages resulting from such improper use or sale.
- Since Grande uses lot number as the tracking base, please provide the lot number for tracking when complaining.