UF4001G~UF4007G

GLASS PASSIVATED JUNCTION ULTRAFAST RECOVERY RECTIFIER

VOLTAGE 50 to 1000 Volt **CURRENT** 1.0 Ampere

DO-41 Unit:mm

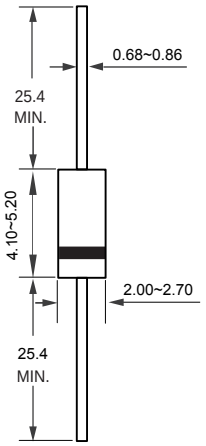

FEATURES

- High efficiency,
- High current capability
- High reliability
- Lead free in compliance with EU RoHS
- Ultra Fast recovery for high efficiency

MECHANICAL DATA

- Case Material: Molded Plastic.
- UL Flammability Classification Rating 94V-0

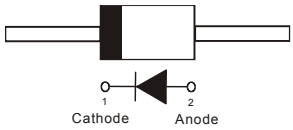

MAXIMUM RATINGS AND ELECTRICAL CHARACTERISTICS

Ratings at 25°C ambient temperature unless otherwise specified.

PARAMETER	SYMBOL	UF4001G	UF4002G	UF4003G	UF4004G	UF4005G	UF4006G	UF4007G	UNITS
Maximum Recurrent Peak Reverse Voltage	V_{RRM}	50	100	200	400	600	800	1000	V
Maximum RMS Voltage	V_{RMS}	35	70	140	280	420	560	700	V
Maximum DC Blocking Voltage	V_{DC}	50	100	200	400	600	800	1000	V
Maximum Average Forw ard Current (see FIG.1)	$I_{F(AV)}$	1.0							A
Peak Forward Surge Current : 8.3ms single half sine-wave superimposed on rated load(JEDEC method)	I_{FSM}	30							A
Maximum Forward Voltage at 1.0A	V_F	1.0			1.3	1.7			V
Maximum DC Reverse Current at Rated DC Blocking Voltage TJ=25°C TJ=100°C	I_R	5.0 100							μA
Typical Junction Capacitanc	C_J	17							pF
Typical Thermal Resistance	$R_{\theta JA}$	60							°C / W
Maximum Reverse Recovery Time	t_{rr}	50				75			ns
Operating Junction and Storage Temperature Range	T_J, T_{STG}	-55 to +150							°C

NOTES:

1. Measured at 1 MHz and applied reverse voltage of 4.0 VDC.
2. Thermal Resistance from Junction to Ambient and from Junction to lead length 0.375"(9.5mm) P.C.B. mounted.
3. Reverse Recovery Time I_F=.5A ,I_R=1A , I_{rr}=.25A

UF4001G~UF4007G

FIG.1 - FORWARD CURRENT DERATING CURVE

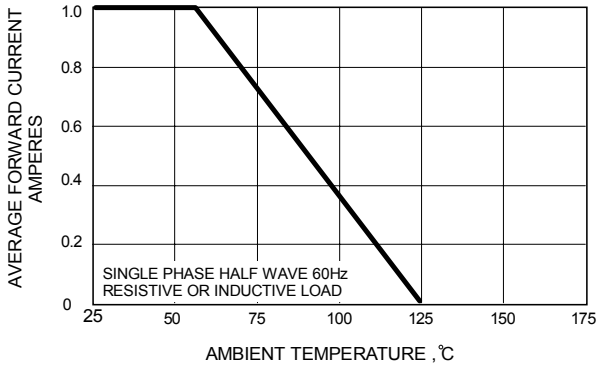

FIG.2 - MAXIMUM NON-REPETITIVE SURGE CURRENT

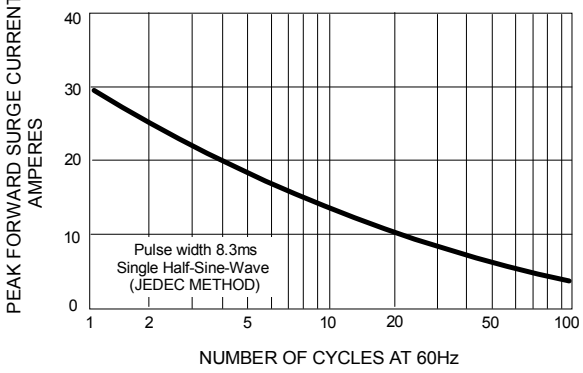

FIG.3 - TYPICAL JUNCTION CAPACITANCE

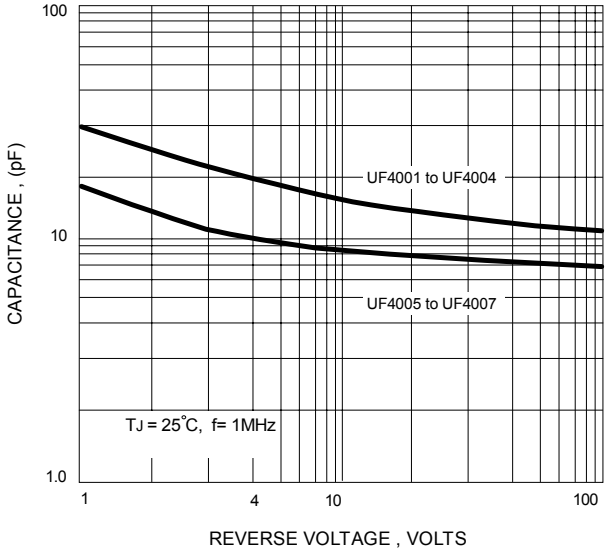

FIG.4 - TYPICAL FORWARD CHARACTERISTICS

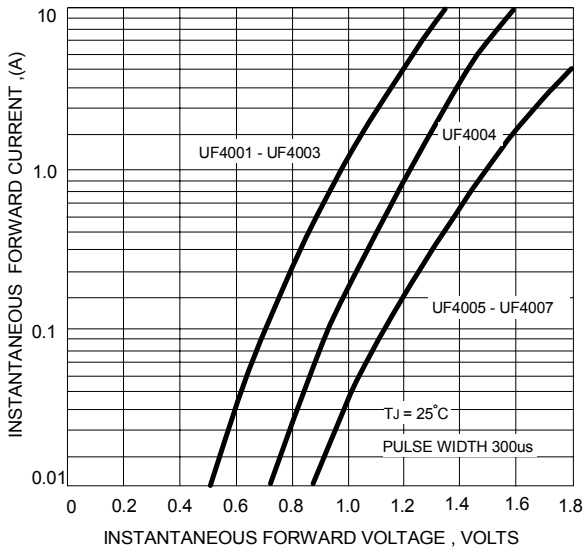

FIG.5 –TYPICAL REVERSE CHARACTERISTICS

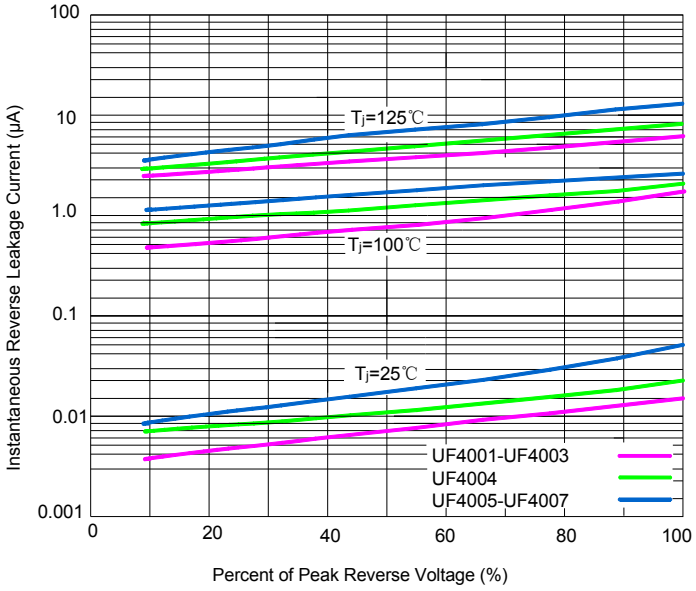

Ordering Information

- **Packing information**

UF4001G~UF4007G	Packing Quantity
Tape&Reel	13 Inch； 5kpcs/Reel
Ammo Packing	5kpcs/Ammo Box
Bulk(Tube/Box)	1kpcs/Box