

1N4001~1N4007

GENERAL PURPOSE PLASTIC RECTIFIER

VOLTAGE 50 to 1000 Volt **CURRENT** 1 Ampere

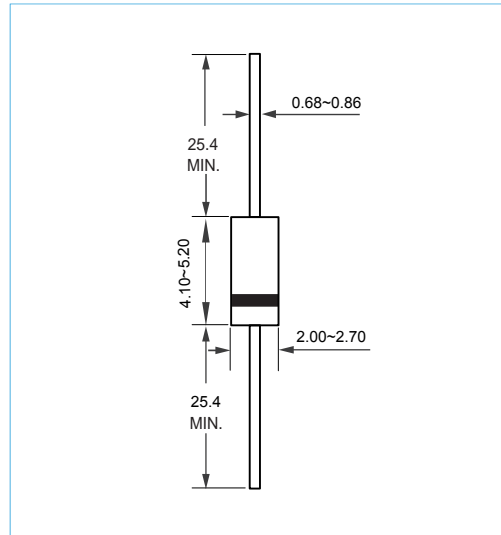
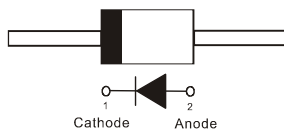
DO-41 Unit:mm

FEATURES

- High efficiency,
- High current capability
- High reliability
- Lead free in compliance with EU RoHS

MECHANICAL DATA

- Case Material: Molded Plastic.
- UL Flammability Classification Rating 94V-0



MAXIMUM RATINGS AND ELECTRICAL CHARACTERISTICS

Ratings at 25°C ambient temperature unless otherwise specified.

PARAMETER	SYMBOL	1N4001	1N4002	1N4003	1N4004	1N4005	1N4006	1N4007	UNITS
Maximum Recurrent Peak Reverse Voltage	V_{RRM}	50	100	200	400	600	800	1000	V
Maximum RMS Voltage	V_{RMS}	35	70	140	280	420	560	700	V
Maximum DC Blocking Voltage	V_{DC}	50	100	200	400	600	800	1000	V
Maximum Average Forward Current (see FIG.1)	$I_{F(AV)}$	1							A
Peak Forward Surge Current : 8.3ms single half sine-wave superimposed on rated load	I_{FSM}	30							A
Maximum Forward Voltage at 1 A	V_F	1.1							V
Maximum DC Reverse Current at Rated DC Blocking Voltage	I_R	5.0 100							μA
Typical Junction Capacitance	C_J	15							pF
Thermal Resistance	$R_{\theta JA}$	50							$^{\circ}C / W$
Operating Junction Temperature Range	T_J	-55 to +150							$^{\circ}C$
Storage Temperature Range	T_{STG}	-55 to +150							$^{\circ}C$

NOTES:

1. Measured at 1.0MHz and applied reverse voltage of 4.0 volt
2. Valid provided that leads are kept at ambient temperature at a distance of 9.5mm from the case.

1N4001~1N4007

RATING AND CHARACTERISTIC CURVES

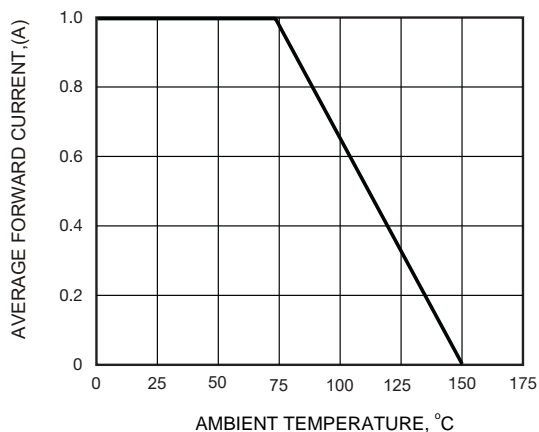


Fig. 1 Forward Current Derating Curve

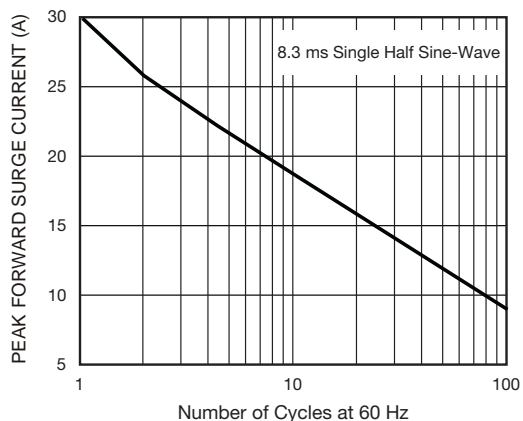


Fig. 2 Surge Current Derating Curve

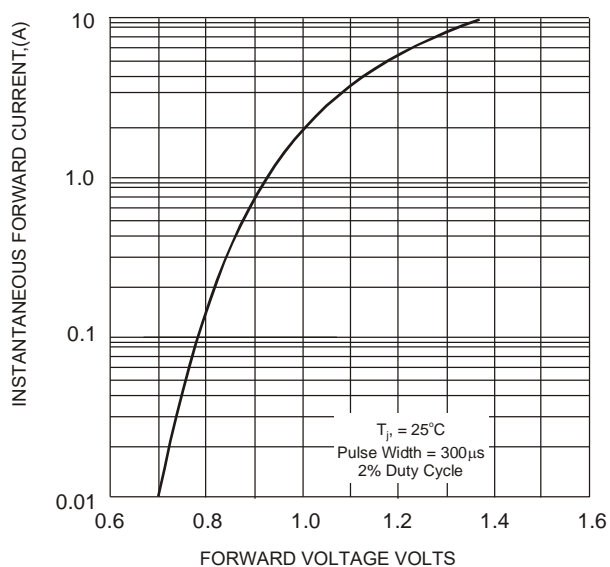


Fig. 3 Typical Forward Characteristics

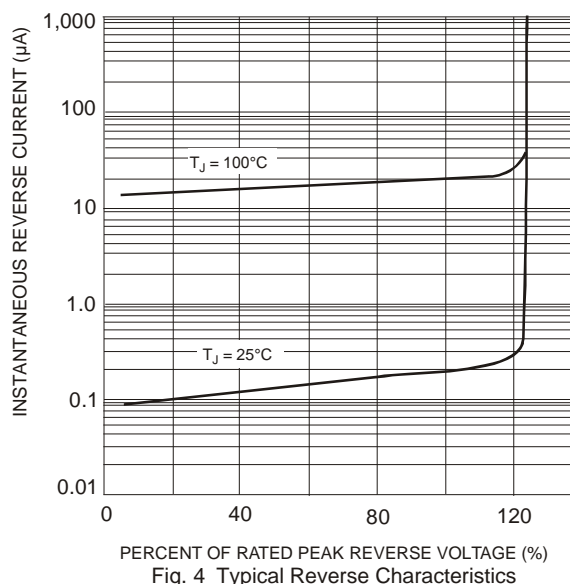


Fig. 4 Typical Reverse Characteristics

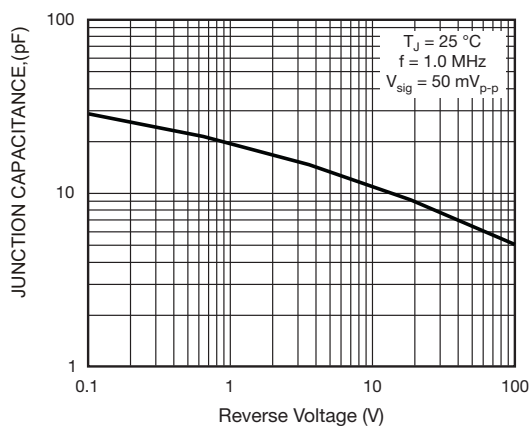


Fig. 5 Typical Junction Capacitance

1N4001~1N4007

Ordering Information

- Packing information

1N4001~1N4007	Packing Quantity
Tape&Reel	13 Inch; 5kpcs/Reel
Ammo Packing	5kpcs/Ammo Box
Bulk(Tube/Box)	1kpcs/Box